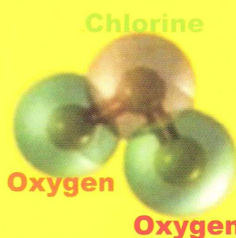


Breakthrough

The Miracle Mineral Solution of the 21st Century

Parts 1 and 2

4th Edition



The Chlorine Dioxide Ion

In the human body this ion is the most powerful
killer of disease that has ever been known

Save your life or that of
your loved ones.



Meet Taz Mania, killer
extra ordinaire of
disease pathogens
page 3-7

Jim Humble

The Miracle Mineral Solution of the 21st Century

The Miracle Mineral Solution of the 21st Century

Part II

Jim V. Humble

4th Edition

Copyright Notice

The Miracle Mineral Solution of the 21st Century

Parts I and II

Author: Jim V. Humble

Copyright © 2006 Jim V. Humble

Quotations up to one full page may be used when the author is given credit. Other copies, even full copies, may be used under certain conditions. Please contact the author for further information.

Possible cancellation of copyright: In the event of the death of the author, for any reason, or the detention of the author, for any reason, for more than 60 days during any 6 month period, or if the author is missing for a period of more than 60 days after being reported as missing to a police station in the State of Nevada, the Copyright 2006 by the author, Jim V. Humble, is cancelled and this book becomes public domain.

In addition, the author grants permission to any person, group, or entity to distribute this book free or for profit throughout the world should any of the conditions mentioned in the above paragraph come about.

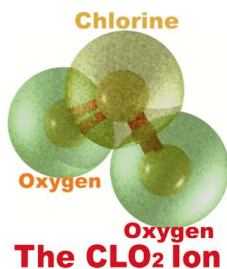
The author's email address is jim@jimhumble.com. Only emails with the subject of "Stories of Success" will get past the server's

spam filter. You will receive an automatic response. Follow the instructions in the response to communicate with Jim.

Please suggest this book to your friends. There is a simple automatic service that you can use to send information concerning this book to your friends. Go to www.miraclemineal.org and click on the “Tell friends” button.

ISBN – 13: 978 – 0 – 9824712 – 0 – 3

ISBN – 10: 0 – 9824712 – 0 – 3



Acknowledgements

Thanks to Bill Boynton of Mina, Nevada for his help with the chemistry of chlorine dioxide. Thanks to Clara Tate of Hawthorne, Nevada for her help and inspiration with ideas, suggestions, and English.

Editor's Note Dated October, 2009

First published in 2006 this book ranks among the most read books in the world. Over 3 million downloads have gone out from thousands of web sites. Over 4,000 web site owners are “friends of MMS” and they provide free copies to anyone who asks for it. The original copyright statement remains unchanged. As of June, 2009, Jim Humble became a perpetual traveler and his work continues in Africa and other countries as described in his updated web site <http://JimHumbleFoundation.org>.

The links within the original book version gradually became obsolete or broken. Therefore a table has been placed at the end of the book which lists Internet resources – recent educational materials that have been written mostly by Jim since June 2009. They are updated frequently and are listed at the end of this book.

The world-wide Flu Pandemic announced by the World Health Organization has caused numerous health web sites in the U.S. to be brought off-line. This is based on U. S. Congress openly supporting arrests and fines against persons and organizations that promote alternative remedies for flu and Influenza other than those approved by the World Health Organization. Vaccinations and Tamiflu or other approved antibiotics are said to be the only legitimate means of reducing flu symptoms. At the time of writing, most web sites located in non-US countries still provide MMS information as listed at the end of volume one.

Viewed as a classic work this book stands as the authentic history of how ClO₂ came to the front as the most potent and powerful germicidal agent on the planet. Jim explains how activated MMS cannot harm normal living body cells. His contribution was that he found the best way to package MMS as a safe affordable product, and to test it for five years to prove reliable

The Miracle Mineral Solution of the 21st Century

outcomes. His discovery is now used daily by more than a million people around the world, not including dogs, cats, horses, and other animals. All this since 2006 when MMS was introduced along with this book.

MMS suppliers are no longer listed or identified because search engines provide that information quite effectively.

Disinformation on the Internet states that MMS (and the ClO₂ that it generates) is the same as chlorine and therefore it is dangerous. That is not true. Chlorine dioxide has been well known in industry for 70 years. Chlorine Dioxide is even an approved food additive at food-packaging time because it destroys salmonella, e-coli, and every other known germ – eventually converting into molecules of water as it disappears.

MMS was developed and tested by Jim between 2001 and 2006, involving over 75,000 volunteers in five different countries. This is the story of those years and the events that led to standardization of the current MMS product.

New protocols and methods for using MMS have evolved in the years since the release of this book. The latest discoveries and innovations are described in the links at the end of the book. Disregard links within the book – they are now obsolete.

The Editor – October, 2009

Table of Contents

About This Book	ix
Foreword	xi
The Status of MMS.....	xiii

Chapter 11. Curing Diseases.....	3
---	----------

This chapter covers many diseases and suggests how to go about handling those diseases that are not mentioned.

Chapter 12. Treating Burns.....	52
--	-----------

When treated correctly, burns will stop hurting and will heal much faster.

Chapter 13. MMS and Longevity.....	55
---	-----------

Chances are that you will live a lot longer.

Chapter 14. Using MMS Intravenously.....	57
---	-----------

There are times when intravenous treatment is needed.

Chapter 15. Chlorine Dioxide and Blood Chemistry.....	64
--	-----------

This chapter is written so that most anyone can understand and appreciate the information presented. Please read it carefully.

Chapter 16. Specifications of MMS and Other Details	72
--	-----------

This chapter covers many of the minor details, such as how much of the chemical is in a drop and what not to do with the solution.

Chapter 17. How to Make MMS in Your Kitchen.....	77
---	-----------

Step-by-step instructions are given for making enough MMS to last you and your family about 2 years.

The Miracle Mineral Solution of the 21st Century

Chapter 18. Making 13 or More Bottles in Your Kitchen 83

The instructions for making 13 bottles are a little deceiving—if you can make 13 bottles, all you need to do is duplicate the same motions to manufacture 1,000 bottles.

Chapter 19. The Humanitarian Project 96

You may be surprised to learn that the African humanitarian project will eventually benefit the world. Be sure to read this chapter.

Chapter 20. Research Needed 103

Hundreds of millions of dollars are needed for research, and in the end, chlorine dioxide together with other various technologies will probably cure all of mankind's incurable diseases.

Chapter 21. The Basic Details of MMS 104

This chapter provides additional details about the chemical and more details concerning the treatment of diseases by improving the immune system.

Chapter 22. Heart Attacks and the FDA 110

Once again, the FDA suppresses data. The fact that heart attacks are caused by a deficiency in vitamin C has been proven. Read this chapter and save your life.

Chapter 23. Thomas Lee Hesselink, MD 129

Chapter 24. The MMS Adventures of a Grade School Teacher in Mexico 161

Index 169

Addendum (MMS-2) 174

About This Book

I hope you do not think this book is just another account of a very interesting supplement that can help some people after they take it for several months. It is not. This book presents the Miracle Mineral Solution (MMS), which works in just a few hours. In the world today, the leading killer of mankind is malaria, a disease that is usually overcome by this solution in only 4 hours. This has been proven through clinical trials in Malawi, a country in eastern Africa. In these trials, MMS has never failed to kill the malaria parasite in an infected human. More than 75,000 malaria victims have taken the Miracle Mineral Solution and are now back to work and living productive lives.

After taking the Miracle Mineral Solution, AIDS patients are often disease free in several weeks, and other diseases and conditions simply disappear. If patients in hospitals around the world were treated with this Miracle Mineral Solution, over 50% of them would be back home within a week.

For more than 100 years, clinics and hospitals have used the active ingredients in this solution to sterilize hospital floors, tables, equipment, and other items. Now, this same powerful germ killer can be harnessed by the immune system to safely kill pathogens in the human body. Amazing as it might seem, when used correctly, the immune system can use this killer to attack only those germs, bacteria, and viruses that are harmful to the body. It does not affect the friendly bacteria in the body or any healthy cells.

In this book, I have, to the best of my ability, stuck to the facts of exactly what has happened regarding the Miracle Mineral Solution. This book is the story of the discovery and development of the most amazing enhancement for the immune system yet discovered. Thus, it is the greatest solution to the diseases and ills now known to mankind; it is not a drug. I believe if you follow my

The Miracle Mineral Solution of the 21st Century

efforts to develop the data presented in this book and to make it available to the public, the story will help make it real to you and convince you to give it a try. To that purpose, I have provided complete details on how to make the solution in your kitchen, and to buy most of the ingredients off the shelf. It is entirely possible that one day you will use this solution to save someone's life, perhaps your own.

Because the Miracle Mineral Solution functions as a supercharger to the immune system, it is not meant for treatment of any particular disease, rather it is meant to improve the immune system to the point of overcoming many diseases, frequently in less than 24 hours.

My purpose for writing this book is that this information is far too important to allow any one person, group, or even several groups to have control of it. It is information that the world should have. After 5 years of seeing practically nothing done by a group that could have done a great deal, I finally realized that the information simply had to be distributed to as many people as possible or someone would always be out of the loop of receiving this life-saving data. It regularly occurs that there is a great deal of important medical information withheld from the public that could save lives. It is my intention to prevent this from happening with this information.

Foreword

This foreword was written by Dr. Hector Francisco Romero G., a medical doctor in the state of Sonora, Mexico, where he has a very successful clinic that treats cancer and many other illnesses considered incurable. He uses the Miracle Mineral Solution (MMS) talked about in this book and a number of other noninvasive treatments. He is well known in Sonora for the work that he has done with Mexican Indians. Dr. Romero makes me look much greater than I am, but then how could I refuse his foreword.

Dr. Romero writes: A dear, good old friend of mine and respectful philosopher, teacher, impeller of men of good temper in this desert state of Sonora, Mexico used to say: “Those men who live ‘the University of Life,’ will leave footprints in this world.”

Not just anyone builds up and writes with his own ideas “a book.” This is the same case with my friend Jim Humble. This personality is a challenger, a world walker, an anxious person who has fought all his life to leave footprints with his contributions of investigation to humanity. He has covered thousands and thousands of kilometers as his investigation has shown in this book, suffering an infectious illness of malaria—an illness which put his life at risk—and demonstrating to medical science that it is possible to counter it with new alternative treatments. It will give a better quality of life to those sick ones from endemics zones, as Jim says, in the regions of Africa, Asia, and South America. In these places there is a lot of mortality due to malaria and other viral infections, such as HIV, causing the death statistics to be very considerable and higher than other places in the world.

His product was investigated and well recognized by the health authorities in an African country. With MMS, he offers them hope and quality of life, especially those who are threatened by these

The Miracle Mineral Solution of the 21st Century

destructive illnesses. Our experience in Mexico with MMS—in the state of Sonora—has been to treat some cases of contagious febrile infections, inflammatory degenerative tumors, prostate cancer, and other malignant tumors with good and promising results.

For all of these, I pray to God so he can have great intelligence, so he can continue to help these towns of the world that have no hope and are forgotten, especially the children, who deserve our attention for a life and a better future.

The Status of MMS As of March 2009

Including the 2,000 people I treated in Africa and the people I treated in the U.S. and Mexico, I have treated over 5,000 people directly or supervised their treatment in person. I have answered more than 10,000 emails. This is not meant to be boastful in any way, but rather to simply tell you how things are. I have seen more people recover from incurable diseases than any other person alive.

More than one million people in the U.S. alone have tried MMS. More than 50 people have manufactured MMS in their own homes. And, more than 350,000 bottles of MMS have been sold in the U.S. MMS is being manufactured in most European countries, and in South Africa, Australia, and Mexico. Worldwide, it is estimated that 20,000 bottles of MMS are being sold per month. In almost every instance, the price has been kept down to 20 USD or the equivalent. Each bottle contains 460 six-drop doses. That means each dose costs less than half a cent. Most people of the world can afford it.

I have sold over 50,000 copies of the English version of my book, ***The Miracle Mineral Supplement of the 21st Century***. It has been translated into German, Polish, Spanish, Croatian, French, and Czech. All of these versions are being sold at this time, and the Japanese book will be on sale before this edition is printed.

The Australian government and the Canadian government have both banned the sale of MMS; however, that has not slowed sales. It has merely made the sales go underground. This costs the governments money, because people no longer pay taxes on the manufacturing and sale of MMS. In these cases, the bans were instituted at the lowest levels by government clerks insisting that they must do their jobs.

The Miracle Mineral Solution of the 21st Century

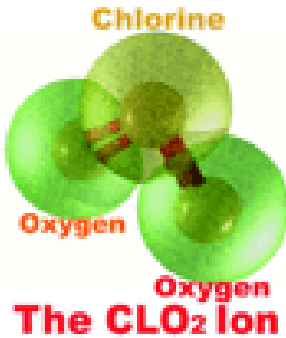
In the U.S., all persons manufacturing MMS have changed the label to specify that MMS is sold for the purification of water (which it does very well). The chemical used in MMS, which will be identified later in this book, has been used to purify water for over 70 years. It is regulated by the EPA, not the FDA. Most MMS labels on bottles being sold throughout the world have been changed to indicate it is for water purification; however, it still kills pathogens of all kinds—just as it always has. It is very unfortunate that the governments of the world are beginning to force their citizens to resort to illegal practices in order to purchase the things that will keep them well. Most governments have begun to do this to a greater or lesser extent.

At this time, if you want to buy MMS for your own health you will have to go to the Internet and find someone selling MMS for water purification. It is now called the Miracle Mineral Solution. Remember that last word, ‘Solution’. It was ‘Supplement,’ but MMS cannot be sold as a supplement now. It is a water purification solution. The name of this book has been updated to reflect this change.

As people learn more about the importance of MMS for their health and how it can save their lives, they are going to start demanding that the government quit making laws that prevent people from exercising their freedom for health. This will bring about a change in the congressmen and senators being elected. Keep this in mind the next time elections are in progress, because by that time those up for election will be stating whether or not they want to help Americans gain control of their freedom for health.

PART II

The Miracle Mineral Solution of the 21st Century



Chapter 11 Curing Diseases

Now that I have your attention, it really is the body itself that cures a disease and that heals any damage to the body. I am not suggesting that MMS cures diseases. It just supplies the immune system with a killer that it can use. With MMS, the immune system becomes at least 100 times more efficient.

Before I go any further I would like to note that some of the basic concepts concerning MMS are repeated a number of times throughout this book. The reason for this is that people have a tendency to look up instructions or particular concepts and then go and use what they have read. They may not read the whole book. In fact, they usually do not. Hopefully, the information in this book has been repeated enough that you will get the key elements needed to use MMS safely and effectively. However, I encourage you to read the whole book.

This chapter has been rewritten for this fourth edition of *The Miracle Mineral Solution of the 21st Century*. Mistakes have been corrected and data have been updated, as we have learned new things from the thousands of people who have reported on their experiences. Please consider the data presented in this chapter to be the latest and most up to date. If there are any discrepancies between this book and earlier editions, this book should take precedence. In general, only minor mistakes have been corrected; however, the Standard Protocol, the Cancer Protocol, and the Protocol for Flu, Colds, Pneumonia, and Other General Diseases at the end of this chapter are important additions.

The Miracle Mineral Solution of the 21st Century

MMS is now sold on the Internet as water purification drops. It is the best water purification chemical known and is useful when you travel to foreign countries or anywhere in the U.S. where water purification is necessary. Most MMS sold around the world is a solution of 22.4% sodium chlorite. However, all the sodium chlorite (MMS) solutions sold will do all the things described in this book.



Benefits of MMS

Following is what I have observed over the past 10 years. Some of it is my opinion; however, I have discussed all of this information with medical doctors who agree with me. But then, that is their opinion as well. So this is what appears to be happening in the body when MMS is ingested after using the various activators listed in this chapter.

Firstly, MMS destroys anaerobic and aerobic microorganisms, including bacteria, fungus, molds, yeast, and parasites that are disease-causing organisms. The exact mechanism that causes the disease-causing organisms to be killed and not the beneficial microorganisms is unknown, but it has been proven that is exactly what happens. Viruses are killed by a different mechanism: MMS prevents the formation of the special proteins of viruses, thus causing their destruction (in other words they are prevented from growing). The killing of disease-causing organisms generally happens between 4 hours and 4 weeks, but often in less than 1 week. This is true for all forms of infection and other microorganisms, as well as blood diseases such as leukemia.

Secondly, MMS oxidizes the heavy metals in the body. I believe this because there have been a number of tests where the roots of the hair of individuals were checked before and after taking MMS; afterwards, the heavy metals were gone, including mercury, lead, and several other metals. Unfortunately, root testing is not totally

Chapter 11: Curing Diseases

accurate; however, it is a good indication. Oxidation of the heavy metals is not the same as chelating, but the results are the same. When a heavy metal is oxidized, it is neutralized and simply washed out of the body.

Thirdly, MMS is carried throughout the body, where it neutralizes foreign matter that is generally poisonous. When oxidized, poisons are neutralized and merely washed out of the body. Almost all poisonous materials are easily oxidized. These poisons are attached at various locations and hinder the function of the body. As they are oxidized they are detached and washed out of the body.

Fourth, most forms of poisons from snakes and other venomous animals are oxidized when adequate amounts of MMS are taken. Most food poisons found in restaurants or in your refrigerator after food has been in there too long are oxidized, which is why one should take a number of doses when feeling the effects of food poisoning.

Fifth, the poisons generated by burns, particularly type 3 burns, are neutralized when covered immediately (or even within hours) with MMS. MMS should not be left on for more than 1 to 5 minutes. It must then be rinsed off with water.

The Fundamentals of Using MMS

It has been shown that the chemical generated by MMS does not remain in the body more than 1 to 2 hours, and generally just a little over 1 hour. The size of the dose does not seem to make a great deal of difference to the amount of time that MMS remains active in the body. This is because it doesn't matter whether it is a large amount or small amount; it still deteriorates into little more than table salt in about a little over an hour.

It has been demonstrated more than 1,000 times that small doses administered at frequent intervals, up to once an hour, are more effective than large doses administered once or twice a day. In reading the various methods for using MMS, keep in mind it is

The Miracle Mineral Solution of the 21st Century

going to be much more effective if you take it either each hour or once every 2 hours, using smaller doses that are equal to or greater than one large dose. So always start out with a 1-drop dose. That means that you activate each drop of MMS with 5 drops of citric acid, wait 3 minutes, and then add juice or water.

FUNDAMENTAL RULE #1: Put as much MMS into your body as you can without causing an increase in sickness, nausea, or diarrhea.

On the second dose, you can then increase to 2 drops if the first drop didn't cause sickness (in most cases it won't). Generally, that will be 1 hour after taking the first dose. Keep increasing the dosage every 1 to 3 hours until you feel that you have reached the maximum or until you notice slight nausea. Always take a dose every hour for viral diseases (see below). In general, 3 to 6 drops per dose is all that is needed.

Nausea and diarrhea are both good indicators. Diarrhea once for an hour or two is actually very good, but if it continues it can cause more harm than good.

FUNDAMENTAL RULE #2: Decrease the number of drops as needed to prevent nausea or diarrhea, but do not stop taking MMS.

Follow these guidelines when using the various methods for taking MMS detailed in this book.

The Fundamental Difference Between Viruses and Other Pathogens

Viruses are several orders of magnitude smaller than other pathogens, such as bacteria, molds, fungus, and parasites. Viruses are killed by MMS (chlorine dioxide) in a much different way than the other pathogens. The other pathogens are killed by an explosive

Chapter 11: Curing Diseases

oxidative reaction of the chlorine dioxide, but viruses are killed because chlorine dioxide prevents the special virus proteins from forming, and thus the viruses die. The larger pathogens are killed instantly, but the viruses are basically prevented from growing and are killed over minutes or hours.

So, do you see? When a disease is caused by a virus, one must keep MMS present in the body for an extended period, as opposed to a fast kill used for bacteria or parasites. Normally, a viral disease, such as the flu will last for at least 12 hours, but it can take a lot longer than that. We know that chlorine dioxide only remains present for about 1 hour. That means you must take MMS every hour for an extended period of time to keep the viruses from forming, and thus they will die. Take as much MMS as you can handle without getting sicker or nauseous. Start out with 1 drop and in an hour take 2 drops, then 3 drops at the third hour. Keep increasing, but drop back a drop or two if you notice nausea. It's OK to sleep without taking MMS, but begin again the next day until you are well.

About the Size of Drops

Drops dropped from different size droppers are naturally different in size. The larger the end of the dropper, the larger the drop. In all cases, I refer to the standard MMS bottle and cap shown in this book (the 4-ounce green bottle). A “standard” eye dropper will produce drops $\frac{2}{3}$ the size of the drops that are produced by the standard MMS bottle. If you are using a standard glass eye dropper that comes down to a point as shown below, you should multiply the number of drops given in all the recipes in this book by 1.5. Again, I stipulate, anywhere the drops are mentioned in this book, multiply the number by 1.5 if you are using a standard eye dropper. When using the bottle dropper cap shown below, use the exact number of drops suggested in the recipes in this book. To prevent errors, avoid using droppers other than the two mentioned here.

The Miracle Mineral Solution of the 21st Century



When using drops from a standard eye dropper always multiply the number of drops suggested in this book by 1.5.

In case the world has stopped using bottle dropper caps as shown below, the dropper opening in this cap is .180" X .180" square. The dropper opening of the standard eye dropper is round and .125" in diameter. All amounts of MMS given in the various recipes are approximate. For those who are more scientifically inclined, 17 drops from the bottle cap equals 1 milliliter (that's 1 cc). It takes about 25 drops from a standard eyedropper to equal 1 milliliter. Water does not weigh the same as MMS, so don't go astray with other measurements. MMS is 20% heavier than water and that changes the size of the drops and the number of drops in 1 milliliter.



When using this bottle cap, use the number of drops suggested in this book. This bottle top can be purchased at www.sks-bottle.com (Stock #2500-02, Size 20/410, Cap Code C).

Chapter 11: Curing Diseases

A level teaspoon of lime or lemon juice, or 10% citric acid solution, is about 80 drops, so 1/4 teaspoon is 20 drops. A little too much lemon or lime juice, or citric acid, makes no difference at all. Just don't use too little or you'll have poor results. On the other hand, a little too much MMS can make you sick, so always count the drops of MMS carefully.

A new citric acid mixture will be available by the time this book is published. This new acid mixture will allow you to mix 1 drop MMS to 1 drop of acid with the same results as the 5 to 1 mixture that is now being used. The 5 to 1 acid will not be discontinued, but the new acid mixture will be sold by some suppliers for those preferring to mix 1 drop citric acid to every 1 drop of MMS.

Citric Acid

Dr. Hesselink, the doctor who wrote chapter 23 of this book, made an important discovery concerning citric acid. While preparing his friend to go to Africa to use MMS there, he decided it would be best to give his friend bottles containing dry MMS powder (sodium chlorite) and that once in Africa his friend could just add water to the bottles. He then decided to do the same with the lemon juice to be used as the activator. For this purpose, he bought citric acid powder, since that is the acid in lemons. Well it worked fine. His friend made a big hit and helped many sick people get well.

After his friend returned from Africa, Dr. Hesselink was sitting talking to one of his other friends who had Lyme arthritis; in fact, an extremely bad case of it. He suggested to this friend that he should mix a dose of MMS as his other friend had mixed doses in Africa. The doses used in Africa contained 12 drops of MMS and 60 drops of citric acid solution. He did as Dr. Hesselink instructed and amazingly the arthritis was gone the next morning, although he reported that it returned in about 6 weeks. Since then, he requires a dose every few weeks. This indicates, of course, that he is not taking the time to make sure that the arthritis is completely destroyed. Dr.

The Miracle Mineral Solution of the 21st Century

Hesselink has used MMS and citric acid to kill Lyme arthritis in several other people, so I have been recommending using the lemon juice at that same strength for some time and it is also working.

To use citric acid, obtain it in powder form as citric acid crystals. Some health food stores carry them, or you can order them from a pharmacy (heaven forbid). Make a 10% solution of citric acid by putting 1 level tablespoon of crystals in a clean glass or jar and adding 9 level tablespoons of purified water to the same jar. When the crystals have dissolved, this is a 10% solution. In all cases, when using citric acid as the activator, use 5 drops for each drop of MMS. Do everything else the same. Wait 3 minutes after mixing, add juice, and drink. Since there has been some confusion about mixing the citric acid solution, let me clarify my instructions a bit. When you use 9 measures of water to one measure of citric acid crystals you get a 10% solution, but that is not a 10 to 1 mixture, as some have thought. That is a 9 to 1 mixture. But it gives you 10 parts—9 parts water plus 1 part acid equals 10 parts total, which make up a 10% solution of citric acid.

When using citric acid as an activator, be sure to keep in mind all of the other instructions concerning how to mix and take MMS. Start with 2 drops of MMS and 10 drops of citric acid and work up to greater amounts. You might even start with 1 drop MMS and 5 drops of citric acid.

What Is the Best Time of Day to Take MMS?

If you are only going to take one dose of MMS, it is best to take it just before going to bed. MMS works very fast, and the body start healing very fast. People often become sleepy after taking a dose of MMS. This simply means that the body is beginning to heal. It is well known that most healing is done during sleep. If you get sleepy after a dose of MMS it is a very good sign, so take a nap if you can. You will probably feel much better when you awaken. Also, if you take MMS twice a day, take one dose in the evening before going to bed. However, if you feel a cold coming on in the morning or in the

Chapter 11: Curing Diseases

afternoon, do not wait until bedtime to take a dose. Take a dose anytime you feel like you might be coming down with something.

The Problem With Large Doses

If the person taking a large dose is not fairly healthy, it will have the tendency to cause nausea. The immune system attacks unhealthy conditions using the MMS. There has never been any evidence of an attack on healthy cells, but if one supplies the immune system with excessive MMS, the immune system appears to attack unhealthy conditions more vigorously. It's what the body needs, but a reaction sometimes occurs which causes the person to feel nauseous, and occasionally someone will vomit. When this occurs, it simply indicates that the dose was too large. When you kill a lot of bacteria, viruses, or parasites that have poison in them, the poison is dumped into the system. For this reason, it is advisable to give a dose of 1 or 2 drops at first, just to see what is going to happen.

When giving 2-drop doses—or any dose—you should use 5 drops of vinegar, lime or lemon juice, or citric acid solution for each drop of MMS. Situations vary, but in general, the healthier a person is, the more drops he or she can tolerate. When a person is very sick, start with 1 drop and increase the dose to 2 drops immediately if the first drop didn't make him nauseous. Wait a couple of hours and increase by 1 drop. Back off for a while if he shows signs of being sicker. A very sick person should receive a dose of some strength every 4 hours during the day, and in some cases every hour, but these should be very small doses. In general, the sick person will begin to feel better within 24 hours. If MMS is used by the immune system to break loose poisons, that may make a person a little nauseous. Just don't give up. Reduce the number of drops per dose to the point that the person is not experiencing nausea. Start increasing the drops with each dose as long as the person does not become nauseous. Keep at it until you have reached as many as 10 drops every hour as long as they do not make the

The Miracle Mineral Solution of the 21st Century

person nauseous. A person will typically be well by the time he has increased the dosage to 10 drops per dose, but if he is not, keep at it.

Doses Larger Than 15 Drops

As already mentioned, if 15 drops is good, you might think 45 drops is three times as good. In general, you should not go that far. In extreme cases you might try a couple of 25-drop doses within 2 hours of each other. The fact is, I have had reports back from people who, when they did not get the results they wanted, resorted to as much as two 25-drop doses within 2 hours. In those cases, they were careful to use 1.5 teaspoons of lemon or lime juice, or 10% citric acid solution. The wait is always 3 minutes, or slightly longer.

Keep in mind that with viral diseases, such as the flu, you will need to be doing hourly doses and those individual doses will be a lot smaller than the doses mentioned in the above paragraph. Nausea always indicates that one must take smaller doses.

Never, never, never start off with 25 drops. In fact, you should only go beyond 15-drop doses in extreme cases. The two doses within 2 hours counts as a very large dose. Be careful. Keep in mind that we always seem to get the best results from many small doses, rather than a large dose.

I should tell you that there have been a few cases that have reported curing prostate cancer by taking as much as 60 drops per dose. At least one person has reported taking 200 drops a day for over a week. Do not decide that because you are tough you can take a large dose. It could be very serious.

Exception to the Rule

One should only start off with a large dose, such as 15 drops, in the case of parasites. Also, if you have taken a poison or have food poisoning, a good dose of MMS will often help.

My friend next door caught some kind of walking flu. His throat was sore and he was coughing and hacking continuously. It went on

Chapter 11: Curing Diseases

for 3 weeks and didn't let up. He then began taking MMS. He took 15-drop doses for several days with no change. Out of desperation he finally mixed a 30-drop dose. He added a teaspoon of vinegar, waited the 3 minutes, added the apple juice, and downed it. The next day the hacking and coughing were gone. He took a second 30-drop dose and the following day all of his symptoms were gone. Later, just for research, he tried several doses larger than 30 drops, but he noticed a metallic taste in his mouth the rest of the day, so he decided never to go over 30 drops. Regardless, I strongly recommend that you never go over 15 drops unless it is absolutely necessary.

Lately, I am recommending the use of lemon, lime, or 10% citric acid instead of vinegar. All other factors should remain the same. I have found that many people prefer lime or lemon juice over vinegar. When counting drops, always use 5 drops of lemon or lime juice, or 5 drops of the 10% citric acid, for each drop of MMS. The vinegar has a tendency to feed candida and there are those who have reported a worsening of candida infections after a few days using vinegar.

Nausea

Healthy people can generally take MMS without nausea, especially after a meal. Only people sick with some kind of disease will get nauseous when taking the drops. However, nausea is a good indication that the drops are working.

Just so you know, when we first learned about the effectiveness of citric acid I measured the strength of the solution. The chlorine dioxide present measured much higher than when vinegar or lime or lemon juices were used, but people seemed to handle it better. Thus, I decided to determine what a reasonably healthy body could tolerate. I started slow and built up to 30 drops twice a day. I never felt any nausea or other negative reactions. Therefore, we know (based on the reports of hundreds of people other than myself) that

The Miracle Mineral Solution of the 21st Century

as long as there is nothing to be killed, destroyed, or neutralized, one can expect no reaction from a dose.

Sometimes, even sick people do not experience nausea when taking MMS; however, do not be surprised if someone does get sick, becomes nauseous, develops diarrhea, or even vomits after taking a few drops of MMS. To help minimize these reactions, try to take or give it 1/2 to 1 hour after a meal. MMS allows the immune system to correct various conditions in the body, thereby creating solutions that the body must then expel. This is normal; however, if you always start with 1 or 2 drops it is unlikely that you will make anyone nauseous.

With regard to the immune system, chlorine dioxide is more powerful than any drug by far and more powerful than any other nutrient. With chlorine dioxide, the immune system identifies and attacks many things that are not natural to the body, and it does it immediately. In addition, it destroys poisons that have been generated by the disease. That's why thousands of malaria patients have gotten up out of their beds and gone home just 4 hours after taking a dose and why many AIDS patients in Uganda have gone home just 3 days after being treated. In fact, a single dose has, at times, provided the immune systems of some individuals with enough ammunition to totally overcome hepatitis C. So it's not surprising that chlorine dioxide is the only thing known to overcome an abscessed tooth (provided the abscess is on the outside of the tooth).

On very rare occasions, someone may have a little nausea from 2 drops, but that will seldom be the case. When I say rare, I mean 1 in 500 cases. But remember, in treating malaria and some other diseases caused by parasites, one does not start with only 2 drops. The malaria victim is very sick and needs relief. It takes 15 drops to do any good, so give them 15 drops and wait a little over an hour and then give them another 15 drops. They will experience tremendous relief and the malaria parasite will be dead. Other diseases caused by parasites should be handled similarly; although, some diseases have the ability to dig in deep and it may take weeks

Chapter 11: Curing Diseases

or even months of taking MMS for the immune system to completely destroy them. The fact is, MMS is usually extremely fast acting, but the malaria in each area is different. A friend just back from Uganda used 6 drops and then another 6 drops in an hour and that cured all of the malaria he treated (70 cases).

Diarrhea and Vomiting

If you take MMS in any quantity you may get diarrhea. Not everyone gets diarrhea, but some people need to be cleaned out. If that is true in your case, you will probably not be able to avoid diarrhea. It seems that the body knows what is needed when MMS is taken. As the immune system becomes more active, more things begin to take place in the body. There are things that your body does not want your digestive system to process, so it will cause vomiting. It hasn't hurt a single person so far, and everyone has felt better after vomiting. In every case, when diarrhea hits or vomiting takes place, assume that it is needed and that it is a good indication that healing is taking place.

In rare cases, the body's bowel system is not working and one may vomit to eliminate poisons and waste from their system. A person may even develop rashes on the outside of his body as the poisons attempt to get out through the skin. In such cases, use a laxative. The best one that I know of is the herb senna. Sennosides are extracted from the senna herb and they exercise the bowel muscles, expelling more waste than any other method. Senna is sold by Walmart and used by thousands.

Warnings

1. Do not allow children to use MMS unsupervised.
2. Do not allow MMS to sit in direct sunlight, even if it is in a colored bottle, as the heat could create pressure in the container which could cause the bottle to rupture and cause severe burns.

The Miracle Mineral Solution of the 21st Century

MMS that has sat in direct sunlight can cause very painful burns.

3. Never allow full strength MMS to remain on your skin for more than 20 seconds, as it can cause mild chemical burns (that will disappear in a few hours).

Antidote For Too Much MMS

If someone has taken a large dose of MMS and is then nauseous, it is possible that drinking a glass of cold water may handle the nausea. If this does not work, add 1,000 to 5,000 mg of vitamin C. Sodium bicarbonate also acts as an antidote. Use a level teaspoon of bicarbonate or take an Alka-Seltzer tablet in a glass of water. If you use the vitamin C, do not also use the sodium bicarbonate or Alka-Seltzer. Use either one, but not both.

While it is possible to drink as much as several tablespoons of MMS straight from the bottle, doing so would make one very sick. In the event of an overdose of sodium chlorite—you have consumed more than 1/2 teaspoon of MMS—you should immediately begin drinking as much water as possible. It is best to add 1/2 teaspoon of sodium bicarbonate to each glass of water. Allow yourself to vomit after drinking the water, then repeat the process. Be sure to see a doctor or emergency poison clinic and explain that you have taken a sodium chlorite solution.

How to Use MMS For Personal Health

MMS can change the health of your mouth in 1 week. It is important to address the health of your mouth first, because the health of your mouth affects the health of your entire body. So when you begin taking MMS, make sure you treat your mouth. Of the thousands of people who have gotten better by taking MMS, the ones who have done the best are the ones who have made their mouths healthy, and MMS works fast.

Chapter 11: Curing Diseases

Place 10 drops of MMS in a glass and add 50 drops of lemon or lime juice, or 10% citric acid solution, to the same glass. As usual, swirl the mixture, wait 3 minutes, and then add about 1/4 glass of water. Use this solution to brush your teeth. You can use the same solution to brush your teeth and gums two or three times a day if you pour the liquid on your toothbrush, rather than dipping your toothbrush in the solution. Be sure to brush your gums. Use a new solution every morning. The MMS will brighten and strengthen the enamel on your teeth. What really happens is that the MMS kills the viruses on the enamel that ordinarily do the damage.

Abscessed Teeth, Infected Gums, and Pyorrhea

When using MMS, expect the pain of an abscessed tooth to be overcome by the immune system in about 4 hours. Expect all infection and all pyorrhea to be gone in 1 week. Expect all loose teeth to be rock solid in 2 weeks. Expect a completely healthy mouth in less than 3 weeks. Keep in mind that the MMS solution is the most powerful killer of pathogens known. Once the pyorrhea and infections have been killed, the mouth will heal very quickly and you will only need to use MMS two or three times a week for maintenance. You could actually get away with brushing only two or three times a week.

There are exceptions, of course. For instance, MMS cannot work on an abscess located inside a tooth if it cannot reach the abscess through a hole or crack. In such a case, the abscessed tooth may need to be pulled. I have had two people call me to tell me that they added 1 teaspoon of dimethyl sulfoxide (DMSO) to their 10-drop dose of MMS toothbrushing solution and after brushing hourly for a few hours were able to overcome an abscessed tooth in a day.

It's important to note that you need to get rid of all metal in your mouth. Metal in your mouth creates voltages and currents that can be read on any voltmeter—it's ruining your health. I've seen

The Miracle Mineral Solution of the 21st Century

people who regained their sight by merely replacing the metal in their mouths with nonmetal hardware.

Children

It is perfectly safe to have children and babies take MMS. Of course, children must take fewer drops than adults. The formula for babies is 1 drop at first and increase up to 3 drops in the same day. As always, use 5 drops of citric acid activator for each drop of MMS. For children other than babies, use 3 drops MMS for each 25 pounds (11.4 kg) of body weight.

Overweight People

Start with 2 drops for the first dose and work up to 3 drops for each 25 pounds of body weight. Follow instructions given in this chapter for increasing to higher doses, but do work up to 3 drops for each 25 pounds of body weight. Overweight people have more trouble overcoming the flu and other diseases, as the pathogens hide in fat tissues.

Serious Diseases

Lyme Disease

Lyme disease is an extremely disabling disease that destroys various organs of the body and is very hard to cure. The immune system truly needs the help of MMS to overcome Lyme disease. The best results so far have been experienced when MMS is activated with the citric acid solution discussed above. The system is shocked with 9 to 10 drops on the first dose and then a second dose is taken containing 12 drops. This treatment has put Lyme disease into remission for up to 6 weeks, but then additional drops are required. Everyone realizes that remission isn't the goal; we want a cure. I have had reports from people who are doing very well indeed taking

Chapter 11: Curing Diseases

smaller doses three, four, or five times a day, thereby keeping the Lyme disease at bay.

If you are not improving, you are probably not taking enough MMS. However, it might take as long as a year to overcome Lyme disease. There is no proof of that yet, but the information I have received back is that everyone who has Lyme and who is taking MMS is experiencing improvement.

Malaria

The procedure for malaria is to always start with a 15-drop dose and give a second 15-drop dose in 1 to 2 hours. (Remember, if you use a standard eye dropper, multiply all figures by 1.5. In this case, the dosage would be rounded off to 23 drops of MMS.) Expect most of the symptoms to be gone within 4 hours of the second dose, but don't worry if they are not, simply give a third dose. All malaria parasites are dead after the second dose, so if the patient is still sick, it is not from malaria. There is another disease present. In this case, continue with at least two 15-drop doses each day until the person is feeling well, or if a virus disease is suspected, you will need to give them hourly doses until well.

Arthritis

There are some things you should know about arthritis if you have this problem. First, it doesn't matter how bad it is, your body will heal it, but you have to follow the correct procedure. In order to follow the correct procedure, you need to know what kind of arthritis you have, as MMS will help with rheumatoid arthritis, Lyme arthritis, and some others, but not with normal arthritis.

Normal arthritis is caused by muscles in an area pulling in the wrong direction. The wrong muscles try to take over to move the body in that area. When all of these muscles begin to pull against one another, they create pain and tension in the area and begin to

The Miracle Mineral Solution of the 21st Century

destroy the joint. However, you can get it to work again. The book, *Pain Free*, by Pete Egoscue tells how to get the correct muscles working again. The body then heals the joint, no matter how badly the bones are currently scraping against one another. It just requires some unusual exercises to get the correct muscles to function properly again. In most cases, even in severe cases, the pain is gone in a week. So buy the book at any large book store. The paperback was \$15 the last time I looked. Most other forms of arthritis can be handled with MMS. Just use the standard protocol detailed later in this chapter.

Hepatitis – All Strains

The hepatitis patient should use the virus method to treat himself. See the paragraph above on The Fundamentals of Using MMS, and the Fundamental Difference between Viruses and other Pathogens. The only additional caution I would add to that data is that for Hepatitis it is extremely important that one use as much MMS as he can without making himself sicker. The idea is to saturate the body with MMS as completely as possible, but it will not be of any advantage to try to use more and be extra sick. Saturate your body just below the level of nausea or diarrhea.

Remember, MMS is merely a health drink and you are merely furnishing ammunition to the immune system. A person needs to get used to this mineral drink. We have had very good luck treating this disease with DMSO mixed with MMS and applied to the skin. See the Protocol for Using DMSO to Treat Life Threatening Diseases at the end of this chapter.

Herpes

The ads on TV will make you sick when you realize that herpes can be cured when the immune system has the proper ammunition. Herpes takes a while, but there are those who have reported success and herpes can no longer be found in their bodies. Follow the 1-drop

Chapter 11: Curing Diseases

dose routine increasing the dosage until the person is taking from 2 to 4 drops every hour. You may see results in 2 weeks; however, it might take up to 2 months in very bad cases. We have had very good luck treating this disease with DMSO mixed with MMS applied to the skin.

People like to bash the idea that the diseases discussed here can be cured by the immune system. So before you send me a combative letter, why don't you just try MMS? It won't cost you much and what you learn might eventually save your life. If it doesn't work, then send me a letter explaining what you did and what you are trying to treat. Perhaps I can help you get the dosage right. Just know that for every criticism I have received, there have been many hundreds of encouraging reports. See the Protocol for Using DMSO to Treat Life Threatening Diseases at the end of this chapter.

AIDS

MMS does not attack AIDS—the immune system does. It merely needs the right ammunition, which MMS provides. As usual, start with 2 drops, but increase the frequency to at least three times a day. Increase the number of drops as quickly as you can until the person is taking a dose five or six times a day. It can take from 3 days to 3 months, but the person is usually better in less than 30 days. Some cases may only clear up with intravenous injections. A doctor should always do this. See the Protocol for using DMSO to Treat Life Threatening Diseases at the end of this chapter.

Cancer – Including Leukemia

The theory here is the same: Chlorine dioxide serves as the perfect ammunition with which the immune system can attack cancer cells. We believe this theory has been proven, as many people with cancer have told us that their cancer went away or was greatly reduced after taking MMS; however, there is not yet enough research in this area. Still, the results reported with the use of MMS are a lot better than

The Miracle Mineral Solution of the 21st Century

those reported with standard medical treatments. People have often told us, and we have noticed, that skin cancer usually dries up and drops off within 1 week of taking 15 drops of MMS twice a day. We do not claim that the MMS caused the effect, but we did observe this. Some cancers are harder to treat than others; if a cancer does not start to disappear within about 2 weeks of starting 15-drop doses of MMS twice a day, one should also get some Indian herbs from a lady in Oklahoma.

When one is working with cancer and it is not getting better, the overruling concept is that you are not taking enough MMS. Start as always with 2 drops in the morning and go to 3 drops in the afternoon. Then increase to 4 drops the next morning and take it every 4 hours, then every 2 hours. Keep increasing the dosage and frequency of the doses. Anytime you begin to notice nausea, decrease the number of drops in a dose. Then begin increasing the number of drops right away again. You can increase the dosage up to 10 drops every 2 hours while awake. Do not hesitate to increase the dosage to 30 drops twice a day or 15 drops four times a day when necessary, or even more. Just take less if you notice nausea, but then continue to increase the dosage when the nausea goes away. Also remember, you must always activate with vinegar, lemon, lime, or citric acid solution, and of course, use the 3 minute wait before adding juice or water and drinking it. I favor the citric acid and always use five times the number of MMS drops. The secret is more drops and keeping at it until the cancer is gone, but also remember not to make the person sick with nausea or diarrhea. If this should happen, reduce the number of drops in the next dose. Also, find some way to check whether or not the cancer is getting better.

My friend next door overcame a small melanoma cancer on his arm by taking larger doses of 25 drops per dose. (I do not necessarily recommend doses this large, but do what works). In any case, he had already checked with his doctor to confirm it was actually a melanoma. After only a week of taking MMS, the melanoma began to have a white ring around it and then it became

Chapter 11: Curing Diseases

smaller and smaller until after about 2 weeks it was gone. That is, we could not see it anymore and it was no longer sore.

We have also found that a treatment that uses both DMSO and MMS on the skin is very effective against all cancers of the body. The instructions for this method are provided in the section entitled Protocol for Using DMSO to Treat Life Threatening Diseases at the end of this chapter. If you choose to use this method, do not stop taking MMS by mouth, just add this treatment to your regimen. It does not cause an increase in nausea or diarrhea in most cases.

I once put this mixture on a small cancerous sore on the back of my hand that would not go away for over a year. I used 1 drop of MMS mixed with 3 drops of lemon juice, and as usual waited the 3 minutes. I then added 2 drops of DMSO. Without waiting any longer, I put it on the sore. It felt like someone had taken a blowtorch to my hand, but the pain was gone in 3 minutes. A large brown spot then appeared that was much larger than the small sore. I put Vaseline and a bandage on it and in 2 days the entire brown spot fell off, leaving a large gaping hole. I put more Vaseline on it and another bandage and in 4 days it was completely healed and did not even leave a scar. (**Note:** I have removed the warning about DMSO that appeared in earlier editions of this book, as there seems to be no problem with it.) In this case, it seems the DMSO carried the MMS deep into the cancerous sore and killed it in 3 minutes. When the pain stopped it was dead. While it is not my suggestion that anyone try this, please let me know if you do.

There are a lot of people who say that after they took the Indian herb their cancer went away, but we do not make the claim that it cures cancer. The woman in Oklahoma who sells Indian herb says that she has received many letters indicating that this is true; however, I am merely reporting what people have said. Details on where to get the Indian herb are provided at the end of this chapter.

Note: There are three main protocols detailed at the end of this chapter, one for cancer, the standard protocol, and one for the flu, colds, pneumonia, and other general illnesses.

The Miracle Mineral Solution of the 21st Century

Asthma

MMS has often stopped an asthma attack in 10 minutes or less, but it doesn't work every time, and it works best if it is used over a longer period of time. Whether or not MMS will stop an attack instantly and how long it takes to cure a case of asthma, depends upon the condition of the asthma. MMS will always help, but if a person is "beyond repair," then MMS will not do the job. However, over a period of time, it will often cure the asthma.

One lady called up and asked if MMS would help asthma. I said that I thought it would. She began taking MMS and her asthma got worse. She called me back and I told her that sometimes it gets worse before it gets better, but that she shouldn't stop. Well, believe it or not, she continued taking the MMS for 1.5 months with the asthma remaining in a worsened condition, but she kept the faith. She continued taking MMS and refused to stop until finally it began to get better. It continued to get better until it was completely gone. The entire process only took 2 months. I don't know what to say about that kind of faith, but it worked.

Start with 2 drops twice a day for the first day, taken after a meal. If the person gets nauseous, he will often stop taking the solution and refuse to take more, so be careful to avoid making someone nauseous. In any case, work up to 15 drops twice a day. It may take months before someone can do this without becoming nauseous. This is because the MMS is slowly destroying something and detoxifying the body. (This is what I believe, based on the fact that I have watched many people get well from various diseases and they are usually well and feeling energetic when the drops are no longer causing nausea.) Asthma is not easy to clear up, but it has cleared up in those who have continued to take MMS.

Arteriosclerosis

There are many causes for hardening and clogging of the arteries of the body, but cholesterol seems to be the best known. To date,

Chapter 11: Curing Diseases

several people have reported that taking MMS reduced the clogging of their arteries due to cholesterol. One lady called to say that she was in very bad shape. She had been told that her veins were at least 80% clogged. The doctors couldn't say if it was worse, because they couldn't measure more than that. She took large, 15-drop doses three times a day for 30 days, and when they measured again, the clogging was less than 50%. That is a tremendous change in just 30 days. While this is not much to go on, it does give you an idea of what MMS can do. Remember, we're talking about a water purifier. Also, remember that 975,000 people die each year as a result of using medical drugs. No one has died from using MMS.

There is a great deal of evidence indicating that cholesterol deposits in the arteries and veins around the heart are not the cause of heart attacks. The evidence points out that the walls of these vessels, about 10 inches on the heart, collapse 70 to 80 times every minute with each beat of the heart for our entire lives. The walls of these vessels are strengthened by vitamin C and a deficiency in vitamin C will cause them to lose their strength. When the vessel walls crack, they remain collapsed and this is when a heart attack happens. The cholesterol that medical people say is clogging the veins has really been deposited there to compensate for the deficiency in vitamin C. It is the body's secondary defense used to prevent the walls of the arteries and veins from collapsing.

To avoid clogged arteries and veins, take 6 to 10 grams of vitamin C daily. Reduce the amount if you get diarrhea. Dr. Matthias Rath researched this data. Get his book, *Why Animals Do Not Have Heart Attacks*, and check the Internet. The proof is solid, certainly 100 times better than any data supporting the idea that cholesterol drugs will make it less likely you will have a heart attack.

A number of people have reported reducing the clogging of their arteries with MMS. There have not been any negative reports for this use. The body may be able to heal the arteries as quickly as the cholesterol is removed. My advice in this case would be to take a lot of vitamin C for a few weeks before using MMS, to make sure

The Miracle Mineral Solution of the 21st Century

the walls of the blood vessels are strong before removing the cholesterol. Also, read Dr. Matthias Rath's books.

A few rare people (2) have called to say that after starting MMS they noticed heavy heart palpitations. Later, they called back to say that the palpitations were gone. In my opinion, the palpitations were probably an indication that bacteria that sometimes grow on the heart valve were killed. The palpitations may have been uncomfortable, but if left untreated, the bacteria could have killed the person at a later date.

Diabetes, ALS, and Similar Diseases

There are a number of viruses that might be considered exotic. They really aren't, but unless you are a doctor you won't hear much about them. However, you should, because they are abundantly present. The coxsackie B virus, according to much of the present medical literature, causes up to 1/3 of reported heart attacks, because it causes the heart to become inflamed and the heart doesn't work very well when inflamed. It is also reported that this virus causes the pancreas to become inflamed, thus causing type 1 and type 2 diabetes. When MMS is taken, it provides the immune system with additional ammunition. Killing the coxsackie B virus could cause the heart to palpitate for a short while, so if you use MMS to treat this disease, go slow and take small doses.

There is medical literature indicating the echoviruses type 6 and type 7 are most likely the cause of ALS (Lou Gehrig disease). If this is so, then there is a chance that MMS can help ALS victims. In which case, I would start with 1 or 2 drops every 2 hours and increase the number of drops up to 6 or 8 drops every 2 hours for as long as one is awake and up out of bed. Of course, you should use the citric acid activator and wait 3 minutes before adding the juice or water and drinking the solution. The idea is to keep the body as saturated as possible with the chlorine dioxide. Of course there is no guarantee, but up until this time there has never even been a slight glimmer of hope. If you are diagnosed with ALS, you have 2 to 5

Chapter 11: Curing Diseases

years and that's all. It had been claimed that something had been discovered that slowed ALS down a bit, and of course, the medical community got a lot of money for it, but there was never any real data indicating that it actually slowed ALS. MMS may just work, and since nothing else does, it's worth a try. Be sure to use DMSO on the skin as detailed in the Protocol for Using DMSO to Treat Life Threatening Diseases at the end of this chapter.

Bird Flu Pandemic and Other Causes of Mass Hysteria

For over 100 years chlorine dioxide has been used to sterilize hospital floors, benches, and equipment, and to purify water and sterilize meat. During this time, no pathogen has ever developed any kind of successful resistance to chlorine dioxide. Due to the nature of chlorine dioxide, it is doubtful that any pathogen ever will. Several doctors have mentioned that the very nature of microorganisms' structures eliminate the possibility they will ever develop a resistance to the oxidizing powers of chlorine dioxide. It's like trying to develop resistance to hand grenades or dynamite. The explosions are too violent to resist. It is doubtful that any of the new mass hysteria diseases or germ warfare diseases will be able to resist chlorine dioxide (MMS). Chlorine dioxide was used to kill anthrax during the 2001 anthrax attack. Now anyone can use it in the body as well. Be sure to keep some in your medicine cabinet.

One other point, you can bet that the pharmaceutical companies will soon find a vaccine for bird flu. They will then want to vaccinate everyone in the world, especially those in the U.S. They will say they want to save us, but all they really want to do is make billions of dollars.

The Miracle Mineral Solution of the 21st Century

Other Applications for MMS

Using MMS in the Eyes

Follow these directions WITH EXTREME CARE, as you can cause problems with your eyes. Use 1 drop of MMS and 5 drops of citric acid as usual, wait 3 minutes and add about 1/4 glass of distilled water. Use this solution to drop drops into your eye or eyes. Allow it to remain in your eye for 2 minutes. Do not try to guess 2 minutes. Use a watch with a second hand. After 2 minutes, use distilled water or eye drops to wash the eye. Do this every 2 hours until the infection in your eye is gone. Begin taking MMS by mouth using 3-to 4-drop doses every hour until you notice a big improvement in your eyes. If you cannot put drops in your eyes, you can depend upon the doses by mouth, if you take them every hour.

Note: I once burned my eye. I used inactivated MMS (I didn't add any citric acid to it). I left it in my eye thinking that since I didn't feel anything it didn't have enough strength to do any damage, but MMS that is not activated is very alkaline and it burned. It didn't do any noticeable damage to my eyeball, but the skin around my eye drooped and stretched downward about an inch. I looked terrible, like my eyeball might fall out. I was worried, but it cleared up in a few days. So, don't use inactivated MMS and watch the clock.

Using MMS on the Outside of the Body

I have been having many people make up spray bottles of MMS, since I have been doing this for over a year now. I use 20 drops of MMS and 100 drops of a 10% citric acid solution, wait 3 minutes, and then add 2 ounces of water. It's most convenient to use a 2-ounce spray bottle bought from a pharmacy. Just put the drops in the spray bottle, wait 3 minutes, and fill with water. This solution will last 3 to 4 days before losing its potency. I have sprayed my skin every day for more than a year, and sometimes two or three

Chapter 11: Curing Diseases

times a day with this 20-drop dose. I have sprayed all the delicate areas of my body, but have kept several areas unsprayed, so that I can compare them with the sprayed areas. After a year, there is no difference in sprayed areas compared to unsprayed areas. What that proves is that MMS has no effect on body cells, just as the chemical theory predicts. It only kills pathogens on the body cells; it does not harm the body cells themselves. Of course, we need lots of research in this and other areas. Millions of dollars of research is needed, but I have been using it for more than 10 years and it has helped hundreds of thousands of people.

In addition to conducting the above test, I have used this 20-drop dose for spraying various problems on the skin, on both adults and children, including babies. If you spray it on a child or adult and it stings, immediately rinse it off with clean water and try using a weaker solution. I have also used this solution for spraying skin cancers. Although all cancers do not react the same, I have seen cancers tumors as big as an orange dry up and fall off piece by piece. In one such case, I sprayed the cancer every hour, leaving the solution to dry in place, and then rinsed it all off once a day. In rare instances, someone has sprayed a skin rash and immediately felt a burning sensation and the condition has worsened. This may happen when the rash is the result of a body fungus. See Body Fungus below.

Body Fungus

Very rarely people get a fungus on their feet. It is far worse than standard athletes foot. This fungus can occur anywhere on the body, including in the mouth. It is terrible and causes extreme itching, cracking of the skin, and eruptions that seep liquid that spreads the fungus. While MMS will cure athletes foot in one application, it has no healing powers when it comes to fungus. When MMS is sprayed or applied to this particular fungus on the feet or anywhere else on the body, the rash immediately burns and seems to get worse.

The Miracle Mineral Solution of the 21st Century

There is a natural miracle mineral that will destroy the fungus almost as quickly as MMS destroys other skin problems. It is sold in health food stores as Aztec clay. It was first discovered in France over 300 years ago and the Aztec Indians used this same clay in America. In France, it is called Montmorillonite. The commercial name is Bentonite and you should be able to find some almost anywhere in the world. This clay has millions of microscopic holes and each hole has a powerful charge of electricity. The charge draws microorganisms into the hole and the organisms cannot get back out.

So to handle body fungus anywhere on the body, including the feet, proceed as follows: Purchase the clay and mix it with 50% Vaseline (petroleum jelly). Then smear this liberally on the affected area. If this is your feet and toes, put your socks on over the mess and go ahead and go to work. If this is anywhere else on the body, cover it all with a clean cloth and tape the cloth down. You will need to put a fresh mixture on at least once every 8 hours. Regardless of where the infection is, it will be gone in about 3 days following this regimen.

If the fungus has gotten into your mouth and you have tried everything in the world, brush your teeth three or four times a day with a soft toothbrush after dipping the brush into the powder. If you have false teeth, make a mixture of water and clay and apply the mixture under the false teeth every several hours. You may swallow some of the clay, but that is not a problem. People have been taking this clay for hundreds of years. It's good for you.

Sores on the Head

Follow the instructions for the insect bites above, but add 1/2 glass of water to the 10-drop solution of MMS and citric acid or lemon or lime juice. Comb through enough solution to penetrate the hair and reach the scalp. This will cure most head sores in a few hours. If you use it daily, it will make your scalp healthy, but it will also make you blond. In other words, once or twice a month is okay, but

Chapter 11: Curing Diseases

when used daily it will begin to bleach your hair after just a few days (although it is a very nice blond). However, if you rinse it out in 2 to 5 minutes it will not bleach your hair at all and it will keep your scalp very healthy.

Spider Bites

In the event of a brown recluse spider bite, use diaper rash ointment, specifically, Desitin or some other diaper rash ointment containing at least 40% zinc oxide. I mention this because some people have tried to use MMS for brown recluse spider bites and it has had very little effect on the poison. Desitin, which contains 40% zinc oxide, will kill most of the poison and reduce the pain and itching of a brown recluse spider bite in less than 1 day. I have seen dozens of people successfully treat their bites with this diaper rash ointment.

As long as we are talking about spider bites, let me mention a remedy for black widow bites: Slice open a freshly cut aloe vera leaf (about 2" x 2") and put the open side of the leaf against the bite. Then tape the aloe vera leaf over the bite, being sure to hold it tight against the bite, excluding most air. Leave the leaf in place for at least 12 hours before putting a fresh piece on the bite. Most, or all, of the poison will be gone in 12 hours.

Insect Bites

A really serious mosquito bite or insect sting can be very uncomfortable for several hours. To treat such bites, mix MMS as if you were going to drink it. Put 10 drops in a glass and add a full teaspoon of citric acid, wait 3 minutes, then put the full strength solution (just the drops and acid) directly on the bite. Rub it in with the tips of your fingers. The itching from the bite will be gone in about 5 minutes and the bump will begin to diminish immediately.

You do not need to wash the solution off the small area of the bite. Once vinegar has been added, the alkalinity of the solution has been destroyed. However, when using the solution on areas of the

The Miracle Mineral Solution of the 21st Century

body that are larger than a small insect bite, always add about 1/2 cup of water to the 10-drop solution.

All Known Diseases and Negative Medical Conditions

I have not listed a great number of diseases which can be handled by the immune system in hours, days, or only a week or two, as there are so many. MMS will help the immune system do its job regardless of the disease being addressed. Diseases that are not caused by viruses, bacteria, or other germs may not be attacked directly by MMS, but the benefits may come indirectly. Almost any disease generates poisons, which in turn cause the body to be sick. When the immune system has chlorine dioxide, which, of course, is furnished by MMS, it can often neutralize such poisons. Never assume that MMS cannot improve the immune system, regardless of how weak the immune system might be or the disease that is present in the body. Take MMS daily or twice a week to keep the body clean of most poisons and disease-causing organisms.

Diseases That MMS Cannot Help Directly

As I have said, the immune system can use MMS to attack diseases caused by bacteria, viruses, parasites, fungus, yeast, and molds, but many diseases are caused by other medical conditions. Regardless, since the release of the first edition of this book, hundreds of people have reported improvement of almost every medical condition known with the use of MMS. Thus, there are really no examples of diseases that do not respond to MMS. Some diseases need to be handled by proper diet, but the immune system, when supplied with MMS, almost always produces some improvement in all diseases and their associated conditions.

Everyone who has reported taking MMS to treat lupus has also reported feeling as though they are back to normal. Many people with diabetes who have reported taking MMS have also reported doing better, and many of them have reported that all of their

Chapter 11: Curing Diseases

symptoms were gone. Even those with depression have reported feeling better. One child with ADD reported that all his symptoms were gone in 2 weeks.

There are many benefits to be realized from improving the immune system, as diseases often result in a weakened condition and a weakened immune system. Bacteria and viruses have a tendency to attack weakened areas of the body. Pneumonia, for example, is more likely to attack when the body is weakened. With MMS, the immune system can fight back and often overcome infections and other conditions that have been caused by a weakened condition. This, in turn, can help clear up other diseases.

For those people who would like to overcome a bad condition that has not been caused by bacteria or viruses, I recommend you read *Eat to Live*, by Joel Fuhrman, M.D. This book will provide you with many important insights into the causes of such conditions and how to overcome them.

Prevention

Information has already been presented explaining that MMS improves the immune system. The fact is, MMS is a super preventative of almost every disease known. After observing hundreds of people who have taken MMS, it is my opinion that it will prevent most cancers, including breast cancer, but not just cancer. It will prevent any disease the immune system can attack or aid in prevention by supercharging the immune system.

I would appreciate email letters from anyone noticing information concerning any aspect of MMS, either pro or con. **Note:** If you cannot afford health insurance, you should definitely be taking MMS every day.

When Your Problem Doesn't Clear Up Right Away

Many people call and tell me they've been taking 12 drops of MMS twice a day for weeks, but when they go to 14 drops they develop

The Miracle Mineral Solution of the 21st Century

terrible diarrhea. I always reply that chlorine dioxide is the strongest oxidizer known, and that is all it is. It only oxidizes and does nothing else. So if your body has a lot of unhealthy gunk deposited in critical areas; if it contains poisons, such as heavy metals; if you have a heavy load of bacteria growing somewhere; or if there is some other unhealthy condition present; that is what is making you sick and MMS will continue to work on that stuff day after day. After all, you are only using a few drops each day, and those few drops only contain a couple milligrams of chlorine dioxide. You may have thousands of times more stuff that needs to be oxidized than a few drops can handle, but it is working on it. The fact that you get sick or have diarrhea when you take a heavier dose proves that it is oxidizing the stuff and your body can only throw off a certain amount each day. If you give it more to throw off than it can handle, then it will get violent. Keep the dosage up, just under the nausea level. You will eventually get there. Just know that it is working as long as it makes you sick when you take too much. When it quits making you sick, you will be well. Some diseases result in much heavier loads of bacteria and viruses. It can take a while. Don't get discouraged; just keep at it.

Curing Diseases With Drugs

Can diseases be cured with drugs? No. The only things that ever heal the body are the various mechanisms of the body. Healing is controlled by the body. NO drug or nutrient can heal the body—NOT ONE! There are things that the body can use to aid in healing, but in the final analysis, the body always does the healing. Drugs occasionally help the process, but normally the body needs nutrients instead of poisons. All drugs are poisons to a greater or lesser extent. MMS cannot heal or cure the body of anything. It may or may not kill pathogens in the body without the body's control. However, once the germs, pathogens, or poisons are destroyed, healing can take place at a much faster rate. This is why healing in so many parts of the body seems to happen so much faster. It is not

Chapter 11: Curing Diseases

that the MMS has healed anything—it cannot—but it can clear the way for healing to take place.

MMS vs. Medical Drugs

I have, from time to time, been accused of treating diseases without a license. Some doctors have climbed on their high horses and said that I have been putting lives at risk. I have always answered that they have one hell of a nerve being critical of me for simply distributing a mineral solution, which is not a drug. Any medical doctor is to some extent a part of the medical system and they either approve of Big PHARMA or they go along with them. Each year, more than 975,000 people die in the U.S. as a result of medical drugs. More people die each year from the use of medical drugs than from any other cause of death. That's 975,000 deaths each year that should not have occurred.

When I talk about deaths due to medical drug, I am talking about instances in which people died because they were given the wrong drug in the hospital or a clinic. Others were given an overdose or had an adverse drug reaction (ADR). There have also been others who have had a drug taken away too quickly, and many who have died from the side effect of a drug. Why do you think that when they advertise a drug on TV they are required to mention the drug's side effects? One thing they usually say is that "serious or fatal reactions have occurred."

The fact is, the majority of drug deaths could have been prevented. Yet this continues year after year while the government agency (the FDA) spends millions working to ban a health food item that might have been associated with one death. Drugs make money for the drug companies and for doctors. The medical establishment feels that it must attack any item that might take the place of a drug and reduce their income.

Of course, the FDA claims that anything used to treat a disease is a drug, and thus, must have all of the associated testing, which costs up to 100 million dollars. But just because the FDA makes this

The Miracle Mineral Solution of the 21st Century

claim doesn't mean it is a drug. I would attack their definition of a drug, as opposed to fighting about their claim that the solution must undergo millions of dollars of testing.

The government statistics agency provides statistics on the causes of death each year and recently reported that 699,697 individuals die of heart disease each year and 553,251 die of cancer. They did not mention a single death caused by medical drugs and their statistical research shows none. When a person with cancer dies from being given the wrong drug, the government simply reports it as a cancer death. The drug death is included in the report, but not in the government's statistics. Gary Null, PhD, who performed much of the research for the report, "Death by Medicine," was able to dig out the true statistics, because the data is available and it cannot be suppressed. Refer to the Additional Information section at the end of this chapter.

People in the U.S. are spending billions of dollars on medical treatments and could have the best medical treatment on the planet, but they have not even come close to achieving it. And still there are doctors who are so scared they will lose revenue that they feel they must attack MMS. But we are not talking about a drug, so why attack it or me? Why not take a day or two and check it out? Try it. See if it works. It's simple. Does it work or doesn't it? Don't take my word, or someone else's word; try it yourself. As I mentioned previously, the entire country of Haiti would now be malaria free if medical doctors had not put a stop to our work there.

The Most Powerful Pathogen Killer Known

Remember, chlorine dioxide is the most powerful killer of pathogens known to man. This is true when it is used by the immune system, as well. In addition, it is the most powerful detoxifier known. Two weeks of supplying the immune system with 22 drops of MMS a day can be as effective as 35 intravenous chelating drip treatments and more.

Chapter 11: Curing Diseases

MMS can also be used intravenously, either with drip or direct injection. I would suggest that chelating clinics use MMS with IVs, as they can be of real benefit; however, MMS is not a chelating solution. The chlorine dioxide generated by MMS is an oxidizer. It oxidizes the heavy metals and poisons in the system, instead of chelating them. When using MMS intravenously, use up to 15 drops in a 250 ml saline or sugar solution. Do not start with 15 drops, but work up to that amount from 1 or 2 drops. Do not activate the MMS with citric acid or vinegar. Use only MMS and activate by waiting at least 1 hour after adding it to the 250 ml solution.

I am telling you all of this with only the best intention. I have plenty of axes to grind, but I do not do this for any other reason than that mankind must have this amazing Miracle Mineral Solution. I am not selling anything (well maybe this book, but any profits will go towards helping the people of Africa overcome diseases there). I provide instructions on how to make MMS in your own kitchen and even suggest places that you can buy the chemical. My only intention is to see that mankind benefits from this discovery. It is too important to me to have any other agenda. You can even make it and sell it on the Internet or to your neighbors. Most importantly, you can make it and save lives. Just follow the directions here and give it to anyone who has some terrible disease. You can be of help to many, many people. Look around you; there are always those who need it. You can help old people with their health problems and young people, too. If you sell it on the Internet, just don't make any claims. If you give it to someone and they get well, you can tell that story on the Internet.

MMS Protocols

MMS Protocol for Cancer and Other Serious Diseases

Here is something your doctor will never tell you: For more than 25 years there has been a medical test for cancer that is 99% accurate. It is more accurate, less dangerous, and

The Miracle Mineral Solution of the 21st Century

cheaper than all other medical cancer tests. It's the anti-malignin antibody in serum (AMAS) cancer test. You don't have to go to a doctor (although you will probably have to have your doctor request it). The test is available on the Internet at <www.oncolabinc.com> for \$165, but the kit is free (you pay when the results are ready). The test requires you to take a smear of your own blood and send it to a lab where they will test it to see if specific cancer antibodies are present. The AMAS cancer test gives anyone a fantastic advantage. One can do a test, use MMS for several weeks or a month, and then do a second test to see if any improvement has been made, and if so, how much. I have no financial interest in this test whatsoever.

You can determine whether or not the MMS will handle your problem by evaluating the level of nausea you experience. If you start out at 1 drop or even 1/2 drop and it does not make you nauseous, then you should begin to increase the drops to twice a day, once in the morning and once in the evening. If 1/2 drop doesn't make you nauseous in the morning, then in the evening or late afternoon try 1 drop. Then the next morning take 2 drops and in the evening 3 drops. Sooner or later the number of drops is going to make you nauseous. When this happens, take a drop or two less for a dose or two and continue to increase the drops. You are always looking for the level that makes you nauseous, taking less for a time or two, and then attempting to take more.

You can tell if it is going to help if you can continue past the nausea point and increase the drops. What is happening is that when nausea hits, some of the cancer has been destroyed and the body must now clear out the poisons. Clearing out the poisons is part of the process. As the body clears the poisons out you might experience nausea, diarrhea, or even vomiting, and that's not bad. The indicator that MMS is working is that the body is able to tolerate more and more drops. If you find that you can finally increase the drops without feeling nauseous, your body is doing its job.

Chapter 11: Curing Diseases

You really have to work at it with cancer. You should start out slow, but increase quickly. You might start out taking the drops just twice a day and as you find you can do this without nausea you can increase to three times a day, and then four, and up to five times a day.

Also, if 5 drops are making you nauseous, try 4 or 3 drops. If 3 drops do not make you nauseous, stay at 3 drops, but take as many doses a day as possible. As soon as you can tolerate 4 drops, then go to 4 drops several times a day. Increase the drops as quickly as you can tolerate them.

An indication that you are not getting well is if you get nauseous every time you take a dose, regardless of the size of the dose, or if you are unable to increase the frequency of doses without nausea. If you can take 2 drops at a time without nausea and you get nauseous when you go to 3 drops, you may have to tolerate the nausea for a short time, but if the nausea always occurs when you take 3 drops, it indicates that you are not gaining on the cancer. That can happen if the cancer is growing faster than the MMS is killing it. In that case, there are other things you can do. The most effective treatment we have against cancer is probably the procedure presented below using DMSO and MMS on the skin. Regardless of the treatment you use, never stop taking MMS.

If there is an indication that you are not improving, I suggest you purchase some Indian herb. When you get this herb, use it with MMS to get the best results, but do use the DMSO treatment, as it almost always succeeds.

Protocol for Using DMSO to Treat Life Threatening Diseases

The goal with life-threatening situations is to quickly get MMS circulating in the blood while trying to stay under the nausea level. One way to achieve this is by adding DMSO to activated MMS, so that it can act as a carrier for sending MMS directly into the skin and muscles of the body and thus into the blood

The Miracle Mineral Solution of the 21st Century

of the body. Experience and testing have proven that DMSO is carried directly to any cancer in the body and it then penetrates the cells of the cancer. This is not theory; it has been proven through testing. The theory part is that when DMSO is carrying MMS, it will carry it into the cancerous cells, thereby killing the virus that causes the cells to be cancerous. This is, of course, theory; however, many cancers have been cured, as many people have phoned me stating that their cancer is gone. When using this treatment, always take MMS by mouth, as well, according to The Fundamentals of Using MMS section at the beginning of this chapter.

WARNING: A very few people are allergic to DMSO or have very weak livers and can experience significant problems with DMSO. To test whether or not you are allergic to it, perform this test: Carefully wash and dry your arm. Then add 1 drop of DMSO to one spot on your arm and rub it in. Give it about 15 minutes to soak in and then wait several hours. If there is no pain in your liver area, it is probably safe for you to use DMSO, which will be the case for 99 out of 100 people. However, to be safe, wait 24 hours to make sure there is no reaction to the DMSO.

The MMS treatment described below is an accelerated skin technique that pushes MMS into the plasma of the blood and should be used in addition to a normal oral regimen of MMS:

1. Make a dose of MMS by activating 10 drops of MMS with 50 drops of lemon or lime juice or 10% citric acid. Swirl or stir it for several seconds and wait for 3 minutes.
2. Add one teaspoon of DMSO and stir it for about 15 seconds, no longer.
3. Immediately rub it onto your leg, arm, or belly. Do not wait at all, as the solution quickly loses its strength as time passes. For example, a 3-minute wait at this time would be too long. You can put a plastic bag over your hand to rub the solution onto your body, or you can just use your bare hand or hands. Do not use rubber gloves or other medical

Chapter 11: Curing Diseases

gloves. If you notice a burning sensation, the best technique is to place a teaspoon of water on the area that is burning and rub it in. Keep that up until it is no longer burning. You can rub olive oil and aloe vera juice on the skin after the application. Use a different part of the body each time you apply the MMS/DMSO combination.

4. Repeat this process once every other hour the first day, and once every hour the second and third days, then quit for 4 days and do the same thing the next week. Remember, never stop taking MMS by mouth.

DMSO is a well-known carrier substance used widely by doctors since 1955 as a way to carry medications directly into the skin. It is available in drugstores and health food stores in most states and also on the Internet, just search for DMSO.

Before writing to the MMS Institute or Jim Humble about specific disease questions, you should visit the knowledge base <www.mmsAnswers.com> and click on various diseases that may be of interest. An email contact address is provided there if you can't find an answer.

Whenever drops of MMS are mentioned, one should always add 5 times that many drops of lemon, lime, or citric acid solution, wait 3 minutes and then add 1/3 to 2/3 glass of water or juice and drink. Never use MMS without the addition of lemon, lime, or citric acid. In an emergency when you don't have one of these, use vinegar. Also, use apple, grape, cranberry, or pineapple juice without added vitamin C or ascorbic acid, or any other juice (except orange). You can even use milk. Just be certain the juice or milk is not alkaline in nature. It should not have a pH greater than 8. If you don't understand pH, most any juice will work, but absolutely do not use orange juice.

The Miracle Mineral Solution of the 21st Century

The Standard MMS Protocol

This protocol should be followed by those taking MMS for general health problems. Those sick with a disease should use the protocol for cancer and other serious illnesses.

The health of your mouth is extremely important. Please see the first part of this chapter under the heading “How to Use MMS for Personal Health.” If you are serious about getting well you must follow the guidance given there.

Note: When following the instructions below, keep this paragraph in mind. Always activate MMS drops with one of the food acids—either lemon or lime juice, or citric acid solution. (To make a citric acid solution, combine 1 level tablespoon of citric acid and 9 tablespoons of water. Store it in a bottle with a lid.) Always use 5 drops of one of the food acids to each drop of MMS, mix in an empty dry glass, wait at least 3 minutes, then add 1/3 to 2/3 glass of water or juice and drink. (You can extend the 3 minutes to 10 minutes, and after adding the juice or water you can wait up to an hour before drinking.)

1. All protocols for taking MMS in the Americas start with 1 or 2 drops. Never start with more than 1 or 2 drops. People who are very sick and/or sensitive should start with 1/2 drop. Activate the drops as explained above.
2. If you do OK and do not notice nausea on the first dose, increase by 1 drop for the second dose. If you notice nausea, reduce the amount of MMS for the next dose. Do two doses a day, one in the morning and one in the evening. Continue to increase by 1 drop each time you take a dose. When you notice nausea, reduce the dose by 1 drop. If you develop bad diarrhea, reduce the dose by 2 or 3 drops. Use the reduced dosage once or twice before increasing back up to the amount that made you nauseous.

Note: Diarrhea and vomiting are not bad signs. The body is

Chapter 11: Curing Diseases

simply throwing off poisons and cleaning itself out. Everyone says that they feel much better after the diarrhea. You do not have to take any medicine for the diarrhea. It will go away as fast as it came. It will not last. It is not real diarrhea, as it has not been caused by bacteria or a virus, the body is just cleaning itself out. When the poison is gone, the diarrhea will stop.

3. Continue to follow the procedure detailed in 2 above until you reach 15 drops twice a day without nausea. At that point, increase to 3 times a day. Continue taking a dose 3 times a day for at least 1 week and then reduce the drops to 4 or 6 drops a day for older people and 4 to 6 drops twice a week for younger people.

Note: Once you have completed step 3 above, most of the viral, bacteria, mold, and yeast loads will be gone from your body. You may have to follow procedures for viral diseases if you are still not well. If you feel good, your body will probably be clean. You no longer have to worry about feeding the microorganism load. You can base your diet on nutrition, rather than focusing on not feeding the load. Most cases of diabetes will be resolved, but in some cases the diabetes won't go away that easily. Just keep taking MMS at a reduced level. Diabetes will usually clear up after a few months, but you should be using good nutrition all that time. Of course, there are no guarantees, but many people have stated that after following this procedure they are back to normal. Your body will then be able to easily adsorb vitamins and minerals and many other nutrients it might have been missing up to this time. You should feel better as time goes by. Do not stop taking MMS. If you still feel less than very good, be sure to follow the procedure for viral diseases.

Protocol for Children

The protocol for children is essentially the same as the standard protocol, although one should usually start at 1/2 drop. Just make a

The Miracle Mineral Solution of the 21st Century

1-drop drink and pour out 1/2 of the drink before giving it to the child. Then increase from 1 to 2 or 3 drops as directed in the standard protocol, but do not go beyond 3 drops for each 25 pounds (11.4 kg) of body weight. Do not increase the dosage to more than 2 drops for a baby. If you give 1/2 drop in the morning, wait until the afternoon before giving 1 drop and then the next morning give 2 drops. If the baby or child becomes nauseous, wait an extra hour or two before giving another dose and make that dose smaller. Give smaller doses until the baby or child can tolerate more, but do not stop administering doses.

Clara's 6 and 6 Protocol

The health of your mouth is extremely important. Please see “How to Use MMS for Personal Health” at the beginning of this chapter. If you are serious about getting well you must follow the guidelines given there.

Clara's 6 and 6 protocol is for people who have chronic pain, the flu, a cold, pneumonia, or some other disease that is not generally considered incurable. When people are very sick and in bed they should use the standard protocol detailed above and should start with a tiny dose.

I've named this new protocol Clara's Protocol because she was the first to really apply it consistently. If you read the last chapter in the second edition of this book you may recall that there were a number of success stories involving Clara treating people in her home. Since then, I have rented an office from Clara and her mother and I have seen quite a few more people come in. Generally, Clara gives each person a 6-drop dose, has them wait 1 hour, and then has them mix the next dose, to make sure they understand how to do it right. Then she has them wait a few minutes or up to an hour before they leave.

One success story recounted earlier in this book involves a lady, about 65 years old, who arrived with her husband to buy some MMS. Both her right hand and her right foot were completely

Chapter 11: Curing Diseases

paralyzed. She came in with a walker, but was unable to hold onto it, so her husband had to help her hold it and it was a chore getting in the door. Clara gave her a 6-drop dose with 30 drops of citric acid as the activator. She waited the 3 minutes, as always, and then added 1/2 glass of water and handed it to the lady. With some amount of difficulty, the lady lifted the glass to her mouth with her left hand. Her sciatica (lower back pain) was causing her discomfort, which made this small task a challenge. However, within 40 minutes she started to feel the pain in her back begin to ease and some tingling in her right hand. In 60 minutes she could wiggle several fingers a bit. Clara handed her another 6-drop dose. As we waited for the second hour to pass, Clara called me in from the office. The lady was exercising her hand. She had complete mobility in her hand and she had taken off her shoe to exercise her toes. In fact, she was exercising her entire foot and could now move her toes and other muscles better than most people I know. When she left, she was still using the walker, but her husband didn't have to help her and her lower back pain was gone. I could see that she would be walking without that walker in a few days. Results like these are not unusual. It happens all the time around here.

The following is Clara's 6 and 6 Protocol using MMS. It is simple and is intended for most conditions, such as the flu; colds; pneumonia; physical pains, either immediate or chronic; and most other sicknesses.

1. Put 6 drops of MMS in a glass and add 30 drops of 10% citric acid solution or 30 drops of lemon or lime juice. Shake the glass to mix the acid and MMS and wait at least 3 minutes. If you happen to walk away and forget about the time, a little longer is OK—10 or 15 minutes—as the solution remains at about the same strength. Then add about 1/2 glass of water to the solution and drink it. You can also use a juice that does not have added vitamin C. Use apple juice, grape juice, pineapple juice, or cranberry juice.
2. Wait one hour and repeat step 1. Normally, the person will experience some relief within 2 hours of taking the first

The Miracle Mineral Solution of the 21st Century

dose, especially if he takes the second dose. Of course, there is no guarantee. Whether the person does or does not experience relief, he should increase to 7 and 7, that's a 7-drop dose and in 1 hour a second 7-drop dose. He should do this only if he did not get sick with the 6 and 6 doses (was not nauseous for more than 10 minutes and did not vomit or have diarrhea). If he did get sick, you should not increase to 7 and 7, but rather do 6 and 6 again. If he was very sick, it would be best to drop back to around 3 and 3; however, this is seldom necessary. Generally, you should do 6 and 6 until one can tolerate the dosage without nausea, and then begin increasing to 7 and 7, etc.

Follow this process for the flu, pneumonia, bad colds, and other diseases that can be life threatening two or even three times a day until you are feeling well. Do not give the flu a chance to get a foothold. If you are using the 6 and 6 protocol and you are not well from the flu, pneumonia, or any other disease that might be viral within the first day, begin the viral disease protocol of MMS doses every hour. Once the flu is gone, you should begin increasing drops to 15 and 15 or you can revert to the standard protocol as detailed above, increase as quickly as reasonable to 15 drops, and then increase to 15 drops twice a day or 3 times a day for 1 week as explained below.

The general goal is for a person to take 15 drops two or three times a day, and, of course, children should be given less. In general, a child should normally be given 3 drops for each 25 pounds (11.4 kg) of body weight. An adult weighing 150 pounds (68.1 kg) or less can take 15 drops twice a day and an adult weighing over 150 pounds can take 15 drops three times a day. These dosages are not exact. Each case should be evaluated and the dosage established based on how the individual feels. This number of drops pretty much ensures that one's body will be completely free of pathogenic microorganisms and heavy metals. Once one has reached this goal for a week, he should drop back to a maintenance level of one 6-drop dose twice a week for people under 50 and once

Chapter 11: Curing Diseases

a day for people over 50. (In all cases, 5 drops of lemon or lime juice, or citric acid solution, should be added for each drop of MMS. You should then wait 3 minutes, add water or juice and consume it.)

Of course, the goal of all of this is to avoid being sick, so take 6 drops twice a week. If you feel the flu coming on, then do Clara's 6 and 6 protocol as described above. You will have the flu for no more than 12 to 24 hours, and usually less than 6 hours after taking your second dose; just never give the flu a chance. The best way to kill the flu is to take 2 or 3 drops every hour all day long until you know it is gone. Taking 6 drops twice a week keeps your immune system strong and the pathogens weak. You probably remember from school that there are always pathogens in your body. The 6 drops keeps them at bay.

Review of Dosages

MMS seems to be effective against most diseases, but some diseases require much more MMS than others. As I have said, the overruling concept is that if you are not seeing improvement, take more MMS. This means that you should start off with 1 drop, using the lemon, lime, vinegar, or citric acid, wait 3 minutes, and then add juice or water and drink. Continue to increase the number of drops each hour for viral diseases, or several times a day for diseases caused by bacteria or other pathogens. If you can, go to 3 drops, then 4 drops, then 6 drops, and so on until you reach 15 drops. Stay at 15 drops a day for several days, and then do it twice a day. Then, if you do not notice any improvements, increase the number of drops. Always reduce the number of drops if you feel nauseous, but then start increasing the number of drops again right away, remaining below the nausea level as best as you can. Increase the dosage up to 20 or 25 drops, or even as much as 30 drops taken in small doses throughout the day. Again, use MMS every hour for viral diseases. For serious conditions that you feel are not addressed here, see my Web site <www.jimhumble.biz>.

Be very careful. If you feel nauseous, reduce the number of

The Miracle Mineral Solution of the 21st Century

drops. Do not remain at a high, 20- to 30-drop level unless you really see an improvement in the condition you are trying to address. When the condition has been overcome, be sure to drop back to only 6 drops a day for maintenance.

However, if you do experience nausea, vomiting, or diarrhea do not be worried. Often, the body needs to get rid of something. In fact, a health expert or doctor may advise you to get yourself cleaned out. Well, if you need it, MMS is going to do it. It's not a bad sign.

Training

You have read much of this book and hopefully now know how to use MMS. However, if you prepare MMS for others, YOU must train them how to use it properly. Please do not rely on the directions on the bottle. People must be trained to use MMS. If you give someone a bottle, sit down with them and actually do a training session. Have them drop 2 to 6 drops of MMS in an empty glass, add 5 drops of lemon, lime, or citric acid solution for each drop of MMS they use. Wait three minutes, add 1/2 glass of apple juice, then you drink a dose. Repeat the process and have them drink a dose. Please believe me; this is the only way it works. People must be shown. In the past 8 years, every mistake in the world has been made, and many of the mistakes simply keep it from working.

I've already told you about the lady who took 30 drops in her first dose. She was sick for 3 days. I told another lady that she must put 6 drops in an empty glass and add 1/2 teaspoon of vinegar, wait 3 minutes and add 1/2 glass of apple juice. She promptly went home and added 6 drops of MMS to 1/2 cup full strength vinegar. She later told me that before she finished drinking that 1/2 cup of vinegar sweat was running off her forehead and down her neck. The vinegar got in her eyes and she could barely see.

Everything that could go wrong has gone wrong. Some have prepared it the night before (never allow more than 1/2 hour between mixing it and drinking it), and some have tried it in their

Chapter 11: Curing Diseases

coffee (never do this). Almost no one gets it right without at least one session of training. It's just too simple. Everyone expects it to be more complex. So please, please, train each person to whom you sell or give a bottle. Not to do so means you are asking for failure and it is unfair to them. Also, don't think that most people will be able to do it right and only a few will fail. Not so! Most will fail in one way or another if not trained. Just be sure to do the demo with each sale or gift. I plan to offer training classes in Mexico for those who want a real education in using MMS. Follow the instructions and you can save lives and watch people get better.

Stories of Success

I am collecting stories of success from people who have used MMS. If you have a story of success, please email me at <jim@jimhumble.com>. Just put "Story of Success" in the subject line. These stories will save lives. Please send yours. If you don't put "Story of Success" in the subject line of the email, the spam filter will catch it. Please use the real names of people who are willing to be named. Someone will call you to verify your story. We need—the world needs—stories that can be verified.

Additional Information

The Indian anti-cancer herb is sold on the Internet. Just put "Indian herb" into your search engine. You can purchase it from Kathleen in Texas. Phone 806-647-1741 She has a thousand letters from people who have been helped. When you get this herb use it with the MMS to get the best results.

Death by Medicine by Gary Null, PhD; Carolyn Dean MD, ND; Martin Feldman, MD; Debora Rasio, MD; and Dorothy Smith, PhD, can be downloaded from the Internet for free at www.newmediaexplorer.org/sepp/Death%20by%20Medicine%20Nov%2027.doc

The Miracle Mineral Solution of the 21st Century

For immediate emergency use, you can buy a bottle of stabilized oxygen from a local health food store. Make sure it is made from sodium chlorite. Normally, stabilized oxygen is 1/7 the strength of MMS, so when the instructions in this book call for starting with 2 drops of MMS, you will need 14 drops of the stabilized oxygen. (Don't forget the lemon, lime, citric acid, or vinegar activator.) To treat any kind of a condition you will need to reach 120 drops a day, so a bottle won't last very long. For maintenance and to keep your immune system up and in good shape, you will need at least 48 drops a day. A bottle won't last long, as most bottles are 1 ounce or less. You can buy MMS from one of the suppliers on the Web. A 4-ounce bottle that costs \$20 will last you a year. It will last you 2 years if you use a 6-drop maintenance dose twice a week. Better still, buy the sodium chlorite and make your own.

Where to Go for Answers

I have answered thousands of e-mails concerning almost everything imaginable to do with MMS. These questions and answers have been documented for your use. They are available at the following Internet site: <www.mmsAnswers.com>. A search engine is provided to assist you in finding almost any answer imaginable. If you are simply unable to find the answer you are looking for, you can e-mail me from that site.

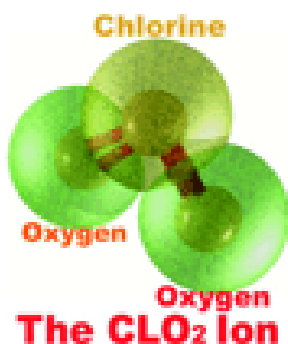
Special Note From the Author

As I've mentioned elsewhere in this book, I did not invent the idea of using sodium chlorite to generate chlorine dioxide. If you read chapter 23, you will learn how chlorine dioxide has been used in the body by many others for 20 years or more. I have merely brought it to the attention of the public when it never would have been otherwise. Over the past 12 years, I have had a more diverse experience with it than any other person. I admit that at first I

Chapter 11: Curing Diseases

thought I was the inventor. I did invent it, but I was the second or third inventor, maybe even the tenth. Others were already using it on a very limited basis, and had been for many years. I have expanded its use and shared it with the public. And I did invent a number of the protocols.

So I will agree with anybody who says that I was not the first inventor. I don't know who first used chlorine dioxide in the human body. The literature is unclear, as it has been used for many years by many different researchers, and sodium chlorite has been used in the body by hundreds of researchers without them ever realizing that the results they were achieving were actually due to chlorine dioxide. In each case, the research was limited to only several diseases or several types of diseases. So, as far as patents are concerned, I cannot claim first use, and thus cannot obtain a patent. (Of course, I did not want and do not want a patent). I just want to see MMS used throughout the world and that is indeed happening. This does not mean that I am giving up any of my rights that might exist for this technology. I absolutely claim all rights that I might have, so no one else can claim them.



Chapter 12

Treating Burns

MMS has an amazing ability to treat burns. There is some kind of a chemical created in a burn that is neutralized by MMS. A burn is best treated by MMS immediately after the burn occurs, but MMS can still help hours later.

When a burn happens, no matter how bad, one should squirt full-strength MMS straight out of the bottle all over it. Do not use vinegar or citric acid in this case. Using the tips of your fingers, and a very light feathery touch, make sure it is spread completely over the burn. **ONLY LET IT REMAIN THERE FOR 1 TO 5 MINUTES.** Do not allow your fingers to press on the burn in any way. If you have a paintbrush handy, that would work best. However, don't spend any time looking for a paintbrush. The sooner you get MMS on the burn the better. The acidic chemical in the burn is neutralized by the alkaline solution of the MMS. The pain stops immediately, within seconds or minutes. **WASH THE MMS OFF WITH WATER.**

When treating a burn, make sure you leave the MMS on for at least 1 minute. Slowly count to 60 before washing it off. **YOU ABSOLUTELY MUST WASH IT OFF OR THE BURN WILL BECOME WORSE.** If you follow the above instructions correctly, the burn will heal in about 1/4 the time it would take a similar untreated burn to heal. Depending on the severity of the burn, you may need to treat it two or three more times. You should also see a doctor, as you do not want the skin to heal over the top of the burn. You should see that the burn is treated even if it is below the skin. The doctor may have to open up the healed skin to treat the burn

Chapter 12: Treating Burns

below. If the skin heals over a burn that has not healed, it can cause many problems.

Again, the MMS must be washed off with water within 1 to 5 minutes. If water is not available, do not use MMS until you have water or something else available to wash the burn off. If no water is available, any drinkable liquid will do for washing the MMS off the burn.

MMS can also be used to treat sunburn. Use a cloth or the tips of your fingers to very lightly spread the full-strength MMS on the sunburned area. Use plenty of MMS so that it spreads quickly and easily. Leave the MMS on for 1 to 5 minutes and then rinse it off with water. It must be rinsed off completely. Do not leave it on. Waiting more than about 5 minutes will make it worse. If you rinse it off, the pain will vanish immediately.

If you have a hard time following directions or if you cannot understand **“Wash it off”** please do not attempt this treatment. It must be rinsed off of the burn within 5 minutes. MMS is a miracle treatment for burns when used correctly. It will stop the pain, save lives, and make the burn heal much faster, but if you do it wrong, (in other words, if you don’t wash it off) it only makes the burn worse.

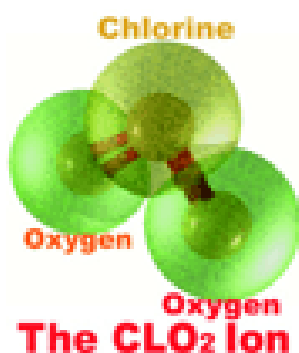
A doctor who was visiting me once went out to the beach and sat for several hours under a beach umbrella. The umbrella didn’t block the sun’s reflection, and he was burned very badly. Unfortunately, he did not come back from the beach that day, so I was not able to treat him until the next day. I put full-strength MMS into a 2-ounce spray bottle and sprayed all of the red areas on his body, which was most of his body. We left the MMS on for 1 minute and then he showered. When he came out of the shower he said, “I can’t tell you how much better that feels. He was flexing his shoulders and other muscles, which he could not flex before without much pain.

After several hours he complained that much of the pain was back. I sprayed his body again, but this time we made sure that there was complete contact by rubbing the solution on very lightly with

The Miracle Mineral Solution of the 21st Century

his fingertips. He then waited 5 minutes before taking the shower. When he came out of the shower this time, he said all the pain was gone, and the pain did not return.

As you can see, it may take more than one treatment, and it might take a little longer than 1 minute. You may even need to try a third treatment, or more, for third degree burns. In any case, never leave it on. Always rinse it off.



Chapter 13

MMS and Longevity

As I have already mentioned, I wish I could say with certainty that MMS will add 25 years to your life. I can't prove that it will at this time, but I do believe it. The thing that kills older people is a poor immune system. As you get older, your immune system deteriorates. MMS changes that. When one takes MMS on a regular basis, his immune system becomes supercharged and there is little that can get by it.


Our dark-field microscope has shown that the longer one continues to use MMS, the more supercharged the immune system becomes as far as white blood cells are concerned. That doesn't mean that more white blood cells are produced. What happens is the cells that are already there become more active in moving to foreign objects and doing their job.

After treating hundreds of people over 6 years, it is my opinion that no disease known to man that is caused by pathogens (viruses, bacteria, parasites, or other microorganisms) can withstand an immune system that is being treated daily with MMS. One might need to increase the dosage upon occasion, such as when the flu season is extremely bad or other diseases are around. The body seems to recognize flu bugs, and when a person is taking MMS it tends to react as it always does when the flu hits, except for one thing: The reaction usually lasts less than 24 hours, and on rare occasions, as long as 48 hours. The flu is 1/10 as severe as when one is not taking MMS. Most diseases will never develop, but some do show up as mini-diseases that are gone in hours. Colds become fully active, but are usually gone in an hour or two.

The Miracle Mineral Solution of the 21st Century

When taking maintenance doses of MMS, the diseases that usually kill older people simply won't affect you. However, it will be your job to keep yourself in good condition otherwise. If you remain a couch potato, you will probably still live a little longer, but nature's old "If you don't use it, you'll lose it" rule will probably always be in play.

MMS provides the tool to help you live a great deal longer, but it is still up to you to make it happen; that includes taking other nutrients. When MMS kills off the pathogens, your body is still going to need the proper nutrition to remain healthy. That means you need the proper balance of vitamins, minerals, proteins, and oils. Old age is normally marked by deficiencies of various nutrients. MMS kills off the diseases and neutralizes the poisons, but the deficiencies can kill you all by themselves. Whether you want to stay young or just remain alive, you've got to work at it.



Chapter 14 Using MMS Intravenously

Before you read the story below, describing what has happened with IVs, let me say this: With all of our testing and work, we have finally come to the conclusion that it is by

far best not to activate MMS with any kind of acid when using it intravenously. Put MMS directly into the IV solution without activation. If you then wait for an hour, or even 2 hours, the IV solution itself will activate the MMS and no acid is necessary. The reason is that the IV solution has a pH of 7. That is low enough to activate the MMS in an hour. Wait 2 hours for twice the activation. Use anywhere from 1 to 15 drops or even 22 drops, but of course, start out using 1 drop and work up to the higher dosages. Use 250 ml of IV solution, either a saline solution or a sugar solution. Use a saline solution if the person cannot tolerate glucose and use a glucose solution if the doctor feels the person needs the energy.

With this fourth edition of *The Miracle Mineral Solution for the 21st Century* (April 2009), there is more data to report concerning the intravenous use of MMS. You may or may not be aware that up until several months ago, no one had ever used MMS by IV after it had been activated by citric acid, vinegar, or any other acid. Although 100,000 infusions of sodium chlorite had been administered in hospitals and clinics throughout the world, only raw, inactivated sodium chlorite solution had ever been used. Of course, that was because no one had ever thought to activate it.

After talking to many Lyme disease victims who were not getting well simply taking MMS by mouth, and after talking to a

The Miracle Mineral Solution of the 21st Century

few who had not noticed much help from MMS, even when it was administered by IV, I began to get really worried. I also talked to several people with Morgellons disease who were not getting very good results and that worried me even more. Curing all the other diseases will not be enough if these two diseases cannot be cured. There are literally millions of people who have these two diseases, which are rapidly approaching epidemic proportions.

The public doesn't hear about them, because these diseases are simply being ignored or suppressed. However, thousands of people have emailed me or talked to me on the phone. I have received reports from cross sections of the populations of the U.S. and the world. We can't ignore these diseases and the dozens of similar diseases that are all traceable back to government laboratories of the world. If we do, they will kill us. Most people are not worried at this time, except for those who have one of these diseases and their loved ones. Some people think that they must be bitten by a tick to contract such diseases, but this is not so. There are many ways to get these diseases, and most people report they were not bitten by a tick.

So, based on the fact that something had to be done, I started thinking about using MMS in an IV after activating it with one of the food acids. As you have already learned, this creates up to 1,000 times more chlorine dioxide than inactivated MMS. Of course, we know the tremendous advantage this gives us when taking MMS by mouth, but the diseases that don't seem to clear up using MMS by mouth are Lyme disease and Morgellons disease, as well as other "created" diseases.

I reasoned that the activated MMS normally has to travel through the digestive system, and thus gets into the blood through the stomach walls. The chlorine dioxide is picked up by the red blood cells in the stomach lining and carried throughout the body. The question that kept coming to me was, "That's good for the red blood cells, but what about the blood plasma?" The plasma is the liquid that carries the red blood cells around and I wondered if the chlorine dioxide somehow gets into the blood plasma through the

Chapter 14: Using MMS Intravenously

stomach, as well. If not, that could be one reason why MMS hadn't been doing the job with Lyme disease and Morgellons disease.

Well, I had to find the answer to that question, or at least determine if MMS would be more effective by IV if it was activated. I couldn't afford to have tests performed with lab rats, thus I decided to go ahead and be the lab rat. I talked it over with Dr. Romero and he was dubious about the idea, but when I said that I would do it anyway—at home if necessary—he agreed to watch over the tests, because he knew I wasn't kidding. I hired a nurse who could administer the IV and we started tests a few days before Christmas 2007.

The question was whether I would experience the same results using activated MMS in an IV as I experience when I take MMS by mouth, or if the results would be different. I hoped the results would be different, because if they were the same it was unlikely activated MMS would offer much improvement in treating diseases such as Lyme and Morgellons. To make a long story short, I finally tried 1 drop of MMS activated with 2.5 drops of 10% citric acid solution in 150 ml of saline IV solution.

Well, at first nothing happened, which was strange, as several doctors had said that the citric acid would burn like the devil in my veins. But there was no burning or any other sensation, except for the prick of the needle going in. There was nothing! I began to be disappointed, but who could expect something from just 1 drop, which wasn't even fully activated, since I used 2.5 drops of acid instead of the normal 5 drops. So the dosage was actually equivalent to 1/2 drop of MMS. At any rate, an hour passed and I decided to go home.

Then, on the way home, about 1.5 hours after the infusion, it hit me. I began to get colder and colder and then began to shiver. I was freezing and also experiencing nausea. I was sick, but quite elated. Something different was happening. This had never happened before. I called my friend Dr. Hesselink, who wrote chapter 23 of this book and who has been doing oxygen therapy for many years, and he assured me that it had to be a Herxheimer reaction, which is

The Miracle Mineral Solution of the 21st Century

a reaction that results when something in the body is destroyed and releases a poison. This could only have happened because the chlorine dioxide was going deeper into the body tissues. I had been taking 30 drops of MMS with absolutely no results, so the activated IV had to be going deeper to destroy additional microorganisms in order to result in the Herxheimer reaction.

So I continued. The next day, the same amount of activated MMS didn't create any reaction. So I tried activating 1 drop of MMS with 5 drops of food acid. Again, I developed the Herxheimer reaction and when I repeated this dosage I did not have the reaction. There were times when there was no pain in my veins, but at other times it was so bad I had to stop.

Finally, I had to stop altogether. The 10% citric acid solution used for activating the MMS was simply causing too much trouble in my veins. Not only was it painful, but my veins eventually refused to accept the solution.

There is one other thing you should know. A lady who has a severe case of Lyme disease and who has been terribly sick decided, without my knowledge, to use activated MMS in an IV. She mixed 16 drops of MMS with 75 drops of food acid, waited the three minutes and put it in 200 ml of saline solution. A nurse friend administered the infusion for her in an hour's time. She became very sick the next day. The skin on her face, which had become very old and wrinkled looking, completely peeled off, leaving her face looking very young again. The Lyme had apparently infiltrated her skin, and when the MMS killed the Lyme, it killed the skin as well. So she took 4 times as much activated MMS as I did and she lived through it. In fact, she felt much better, but the Lyme was not gone. However, that was only one treatment. Who knows how much good continued treatments would have done. By the way, even that much food acid did not cause pain in her veins.

This lady then did two more infusions of 16 drops each with the added 75 drops of citric acid solution in the 200 ml bag of IV solution. She became quite sick again. She had diarrhea, nausea, and vomiting and most of her skin peeled away from her body. It was

Chapter 14: Using MMS Intravenously

extremely painful, but she felt much better when the ordeal was over. I would never suggest this course of action. It's dangerous and, in my opinion, not necessary. One should start with low levels of MMS and increase slowly to 16 drops or more. So you see, my evaluation that activated MMS administered intravenously will probably kill the diseases is based on this lady's results, as well as what I learned from my own experience.

I am simply reporting on the research being conducted without money. It needs to be done. It's not the way things should be done, but then we wouldn't even have MMS if we only did things the way they are supposed to be done. Please understand, I'm not bragging or complaining or anything else; I just feel that the public should know what is being accomplished without the help of our great government and all the great rich and wealthy philanthropists, whom I have often asked for help.

I hope you understand. Lyme disease and Morgellons disease are spreading throughout the world. There are many diseases with names I can't pronounce and many diseases not yet named. These new diseases started in the U.S. and have spread throughout Europe, Asia, and most of the other countries of the world. The situation is far worse than most people realize. Something has to be found to control it. I'm not the only person out here saying this; there are many others. I don't want to say it. I don't want to be considered a kook and I don't want to be a hero. I'd rather be prospecting in the jungle, as that gives me the most pleasure. But as the saying goes, somebody's got to do it. Well, we will soon see what happens. In the mean time, read the rest of this chapter. It provides the details of what has already been done using IV.

20 Milliliter Push Method

MMS has been used intravenously and has shown faster results than MMS taken by mouth. In one case, 6 to 18 drops of MMS in 20 ml of sterile glucose injection solution, bought from a pharmacy in a foreign country, were used for injection purposes. The

The Miracle Mineral Solution of the 21st Century

injections were given in the veins of the arms, and were done quickly, at about 20 ml of solution in 20 seconds. The reason being that if they were given too slowly the solution would burn the vein. So if you use this method, get the solution in quickly. One or two injections were given each day for 3 days. More days might be okay, but that is all we did. All injections were given by nurses under a doctor's supervision. Do not try this yourself or without a doctor. Using the push method described here, 25 people who claimed to have AIDS were treated. Five people called back and said that they had tested negative for AIDS after the treatment.

250 Milliliter Drip Method

Seven drops of MMS in a 250 ml bottle of glucose drip solution was used for the first treatment, and 22 drops of MMS were used in a 250 ml bottle of glucose drip solution for the second treatment the same day. Treatment continued at 22 drops for up to 30 days in a row. The drip speed was adjusted for about 2 hours for the full 250 ml. The results were spectacular. All drip solutions were administered by nurses familiar with the process and under a doctor's supervision. Do not try this yourself. Keep a blood pressure machine handy and take many tests at the very beginning. If the patient's blood pressure drops more than 20%, stop the process and give fruit juice to bring up the pressure. If you are using saline solution, change to glucose solution to keep the blood pressure up.

The blood in the veins and the drip solution itself act as neutral solutions which adjust the alkalinity of the MMS downwards, causing it to begin releasing chlorine dioxide, which is carried throughout the body to places that it would not otherwise get. After adding the MMS to the solution, we always waited 1 hour before beginning the process. The reason for this was to allow time for chlorine dioxide to be generated.

When using an IV, the number of drops of MMS should always be adjusted to the maximum amount per dosage without causing the patient to become sick. A normal person does not become sick with

Chapter 14: Using MMS Intravenously

22 drops of MMS in 250 ml of a glucose IV solution. Normally, an AIDS patient will become very sick at this level. Thus, one should start with 2 to 5 drops and increase a couple of drops each treatment. Should the patient become nauseous during the treatment or immediately after, on the next treatment one should use two fewer drops. Then begin increasing the drops until the patient can take 22 drops without becoming nauseous. Continue at 22 drops and increase to 22 drops twice a day until the patient tests negative for AIDS. At any time the patient becomes nauseous, the current treatment should be stopped immediately. But do not stop the treatments altogether. Just use fewer drops in the next treatment. Several doctors have suggested that one should never use more than 250 ml of solution at a time, because it may cause the lungs to take on water if you use more solution in an infusion.

Thousands of infusions have been administered using sodium chlorite at the same strength as given here without problems. Remember, no food acids were used in any of these infusions. You must know what you are doing to administer these treatments. Be very careful not to get any air into the injection tubing, as air in the veins can kill a person. Nausea is not a bad sign. It indicates the MMS is working, but if the patient feels really bad, he can drink a glass of water to which 1,000 mg of vitamin C has been added.

For further information concerning intravenous sodium chlorite treatments, refer to the various research papers listed by Dr. Hesselink in chapter 23 of this book, or the paper listed on the <miraclem mineral.org> Web site under Important Information. This paper reports on IV infusions administered with Dioxychlor, which is also made for sodium chlorite and used in the same proportions as MMS.



Chapter 15

Chlorine Dioxide and Blood Chemistry

To understand why the Miracle Mineral Solution works, one must understand some of the chemistry of chlorine dioxide and of the blood. Chlorine dioxide is totally different than chlorine. Chlorine oxidizes through a process called chlorination, whereby the chlorine combines with the item to be oxidized. Chlorine dioxide oxidizes through oxidization, whereby electrons are removed from the item to be oxidized, resulting in the destruction of the item. It does not combine with the item to be oxidized. Both chlorine and chlorine dioxide have been used in water purification systems for more than 50 years. In recent years, chlorine has been used less in water purification systems and chlorine dioxide a great deal more, even though it is somewhat more expensive, as it has many benefits over chlorine. In fact, chlorine dioxide is used extensively in water purification systems throughout Europe. It is the most powerful antimicrobial agent known to man.

Chlorine dioxide kills pathogens through oxidation and no harmful chemicals are produced. A 10-ppm drink of chlorine in juice will cause a healthy person several hours of nausea, while a 10-ppm drink of chlorine dioxide will not cause a healthy person any nausea at all. Yet, chlorine dioxide is more efficient in killing pathogens than chlorine.

None of the functions or elements of the human body involving friendly aerobic bacteria are affected by chlorine dioxide in diluted solutions of 50 ppm or less. On the other hand, solutions of 0.1 to 2 ppm seem to induce a spectacular immune response that attacks anaerobic bacteria, viruses, parasites, fungi, harmful molds, yeasts,

Chapter 15: Chlorine Dioxide and Blood Chemistry

and other pathogens. Without realizing it, hundreds of thousands of Americans have been drinking diluted solutions of chlorine dioxide for more than 80 years as various health waters sold to the public. Diluted solutions of salt treated with electricity have been sold as “health water” under various names. Most of these waters contain low levels of chlorine dioxide as a result of the electrolytic treatment. The chlorine dioxide concentration in such waters is very low, and thus never strong enough to do a thorough job of killing pathogens in the body. However, the benefits claimed by these health waters are more than likely the result of the chlorine dioxide, as there is no other element in the waters that is particularly beneficial. Other health drinks have been sold that contain various chlorine derivatives.

As I have mentioned, stabilized oxygen has been sold in health food stores for 80 years. It is a diluted solution of sodium chlorite, which, when diluted further with water, very slowly releases chlorine dioxide. MMS is a much stronger solution to which a food grade acid is added. The acid, such as vinegar or citric acid, reduces the solution to an acid condition—still within the food range—which releases up to 1 ppm chlorine dioxide, a concentration level that is sometimes found in processed food, but which is hundreds of times greater than the level produced by stabilized oxygen.

The acetic acid in the vinegar and the citric acid begin to release chlorine dioxide when added to the sodium chlorite solution. Stomach acid does not tend to significantly change this release. Once in the human body, it takes 1 milligram of chlorine dioxide 1 hour to deteriorate into table salt and other harmless chemicals, as well as one very useful chemical. Thus, the poison index after this period of time is zero.

Hospitals and laboratories have used chlorine and chlorine dioxide for more than 100 years as a disinfectant for cleaning floors, benches, and tools. No pathogen can resist these chemicals and no disease, either bacterial or viral has ever developed a resistance to chlorine dioxide. The human body has very few mechanisms that can differentiate between oxygen and chlorine dioxide. Since red

The Miracle Mineral Solution of the 21st Century

blood cells cannot tell the difference, strong evidence indicates that as MMS enters the stomach, the absorption mechanisms in the stomach walls allow the red blood cells to absorb the chlorine dioxide and carry it to various areas of the body where oxygen ions are normally taken.

The natural pH of the human body is approximately 7. At pH 7, chlorine dioxide, in the absence of light, is fairly stable for a few minutes. Essentially all disease pathogens, including malaria parasites, are anaerobic and have different fingerprints than those of friendly aerobic bacteria. As mentioned above, the red blood cells readily absorb the chlorine dioxide and once in the cells it attacks the malaria parasite, because the surface of the parasite cannot resist oxidization, while the cells of the human body can.

Chlorine dioxide is highly explosive. In fact, it is so volatile that it cannot be transported. The only way that chlorine dioxide can be utilized is for it to be generated on site and used as it is generated, or generated in situ (in place). It is the volatile nature of chlorine dioxide as it comes in contact with pathogens that makes it so effective, both in water systems and within the human body. As doctor Hesselink points out in chapter 23 of this book, the very nature of the malaria parasite prevents it from ever developing a resistance to chlorine dioxide. We also believe that the volatility of chlorine dioxide helps prevent all pathogens from developing a resistance to it. It's sort of like trying to develop a resistance to hand grenades. You just can't do it.

Normal levels of oxygen in the blood cannot destroy all of the pathogens present in disease conditions; however, when chlorine dioxide is adsorbed it is a different story. Oxygen's job is to oxidize many things in the blood and body. Thus, it tends to be used up before it gets to the areas where malaria parasites (as well as other pathogens) hide. Chlorine dioxide has a much lower oxidization potential than oxygen and will not oxidize many things that oxygen does oxidize. Thus, it can travel farther and deeper than oxygen before it is used up. When a chlorine dioxide ion contacts a harmful pathogen, it instantly accepts five electrons from the pathogen. (It

Chapter 15: Chlorine Dioxide and Blood Chemistry

might be more descriptive to say that it instantly tears off five electrons.) An extremely fast chemical reaction is, in essence, an explosion. This is exactly what happens on a microscopic level when chlorine dioxide encounters a pathogen. A hole is blown in the side of the pathogen. As a part of the reaction, the chlorine dioxide becomes a harmless chloride (table salt). Two oxygen ions are released from the chlorine dioxide ion, but the oxygen ions have little effect. They simply attach to hydrogen ions and make water or attach to a carbon ion and make carbon dioxide.

Antibodies destroy pathogens by penetrating them from the outside and attacking the nucleus of the cell. Chlorine dioxide kills pathogens by essentially blowing a hole in their outer shell, or skin. Chlorine dioxide has been used as a disinfectant for 100 years and no pathogen has ever developed a resistance to it.

It is the oxidizing process of chlorine dioxide ions that works to kill pathogens and eliminate harmful chemicals that is beneficial to the body. Although the two oxygen ions of a chlorine dioxide ion are released, their charge level does not result in oxidation. The process takes place throughout the body wherever chlorine dioxide ions contact pathogens. It does not attack beneficial bacteria or healthy body parts, as they have a resistance to oxidation. However, it does oxidize diseased cells, such as infections or cancers. In the event that the chlorine dioxide does not contact a pathogen or poison, it deteriorates into table salt and hypochlorous acid, which is used by the body.

A scientific paper published on the Web by the Lenntech Company (see the end of this chapter) explains the oxidation reaction strength of chlorine dioxide as compared to many other oxidizers. Chlorine dioxide is the weakest oxidizer; however, it has the greatest oxidation capacity of all the oxidizers, with the ability to accept five electrons. In comparison, ozone is the strongest oxidizer—oxidizing everything in its path that can be oxidized—but it can only accept three electrons. Since chlorine dioxide is a very weak oxidizer, it only oxidizes microorganisms, heavy metals, and diseased body cells, all of which are easily oxidized. Its oxidation

The Miracle Mineral Solution of the 21st Century

strength (electron potential) is not strong enough to oxidize healthy body cells or beneficial aerobic bacteria. However, when it contacts items within its oxidation range, it has the ability to accept more electrons than any of the other oxidizers, and thus it is extremely effective.

The lymph nodes are one of the areas in which blood normally releases oxygen to oxidize various poisons. The blood then carries the oxidized poisons away to the liver. The red blood cells carry chlorine dioxide ions in just the same way. Thus, chlorine dioxide ions are also released in the lymph nodes. The chlorine dioxide ions are benign to normal cells, but destroy all disease pathogens found.

A minute amount of naturally produced chlorine dioxide is found in the human body. One of the chemicals that chlorine dioxide helps to create as it deteriorates is myeloperoxidase, a chemical that the immune system needs. The immune system uses myeloperoxidase to generate hypochlorous acid, which the body uses extensively to kill parasites, bacteria, fungi, viruses, tumor cells, and natural killer cells, and to destroy some waste products under normal conditions. However, diseases and a body condition known as myeloperoxidase deficiency can result in a deficiency of the hypochlorous acid needed to destroy pathogens. There are other immune system reactions that can overcome many diseases; however, in the cases of malaria and other serious diseases, there is not enough hypochlorous acid to kill the parasites or pathogens, nor are there any other immune system reactions that can destroy them. Thus, the hypochlorous acid created by chlorine dioxide as it deteriorates in the body is probably another mechanism by which malaria and other diseases are destroyed.

When a malaria victim takes MMS (activated with citric acid or vinegar and mixed with juice) by mouth, 98% of the time all malaria symptoms including chills, fever, aching muscles and joints, headache, and nausea are gone within 4 hours. The other 2% of the time, the victim is symptom free within 12 hours. Although some malaria victims are sick from other diseases, we have never found a case in which the malaria parasite was not destroyed. As of July 1,

Chapter 15: Chlorine Dioxide and Blood Chemistry

2006, more than 75,000 malaria victims had been treated and no serious side effects had been reported. Since two deaths are generally expected for every 250 malaria victims, and zero deaths were reported in the 75,000 cases treated, we must assume that 300 lives were saved and that MMS did its job.

In February of 2006, clinical trials were conducted in a prison in the country of Malawi, East Africa, which resulted in a 100% cure rate of all malaria victims treated in the prison. Several months later, the Malawi government conducted its own clinical trials. They reported the same results. All malaria victims treated recovered. There were no failures.

With regard to AIDS, when MMS is injected into the blood in an IV solution, it is carried by the blood plasma throughout the body and generates chlorine dioxide that is, no doubt, absorbed by the red blood cells. Of 390 AIDS cases treated by IV in a small clinic in Kampala, Uganda over an 8-month period beginning March 2004, 60% of the cases were considered free of AIDS in 3 days. The remaining 40% were judged free of AIDS in 4 to 30 days. Most of the AIDS victims treated had been sent home from the local hospital to die, as the hospital could do nothing for them. Unfortunately, AIDS blood tests could not be performed, as the money and facilities were not available; however, all victims were known AIDS victims and the majority went back to work and to their lives without any lingering AIDS symptoms. Only 2 of the 390 cases were considered failures. The few cases that were reviewed later were still symptom free from 1 week to a couple of months after treatment.

There was an unsubstantiated report 3 years later that some of the AIDS cases that had been treated returned asking for further treatment, as the AIDS had returned. Further research by several doctors has indicated that a more extensive protocol involving treatment for up to 2 months is required to completely eliminate the AIDS virus.

The Miracle Mineral Solution of the 21st Century

References

Barrans, R. E., Jr. Chlorine Dioxide. Newton: Ask A Scientist. Retrieved May 4, 2009, from <http://www.newton.dep.anl.gov/askasci/chem00/chem00472.htm>

Chlorine dioxide. (2009, April 30). In Wikipedia, The Free Encyclopedia. Retrieved 13:31, May 4, 2009, from http://en.wikipedia.org/w/index.php?title=Chlorine_dioxide&ol did=286960874

Chlorine dioxide ClO₂. (2006). Retrieved May 4, 2009 from www.purate.com

Definition of myeloperoxidase deficiency. (2003). MedicineNet.com. Retrieved May 4, 2009, from <http://www.medterms.com/script/main/art.asp?articlekey=24900>

Sheikh, Javed. (2008). Myeloperoxidase deficiency. Emedicine. Retrieved May 4, 2009, from www.emedicine.com/ped/topic1530.htm

Simpson, G. D., Miller, R. F., Laxton, G. D., and Clements, W. R. (Date?). Retrieved May 4, 2009, from www.do2.com/reading/waste/corrosion.html

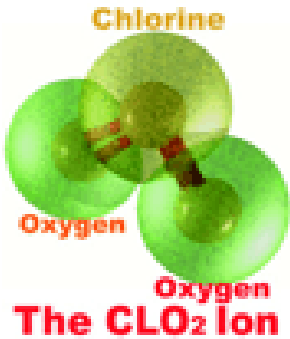
http://www.aet.org/science_of_ecf/eco_risk/chlorine.html

www.epa.gov/safewater/mdbp/pdf/alter/chapt_4.pdf

Chlorine dioxide research paper at <http://www.lenntech.com/water-disinfection/disinfectants-Chlorine-dioxide>.

Chapter 15: Chlorine Dioxide and Blood Chemistry

Please tell your friends that Part 1 of this book is available as a free download from <www.miraclemineeral.org/friends.htm>.



Chapter 16

Specifications of MMS and Other Details

The specifications of MMS are as follows:

1. MMS consists of 28% sodium chlorite powder dissolved in distilled water. Sodium chlorite powder is 80% sodium chlorite, 19% table salt (sodium chloride), and less than 1% of several other sodium chemicals that are considered nontoxic. (Since sodium chlorite powder is only 80% sodium chlorite and cannot normally be manufactured any purer, the actual percentage of sodium chlorite in MMS is 22.4%. When mixing, use 28% sodium chlorite powder by weight and 72% distilled water). Be careful here. Do you see why a 28% sodium chlorite powder mixture only contains 22.4% sodium chlorite? If you don't, read it again. The powder is only 80% sodium chlorite. The characteristics of sodium chlorite are important: It is a white or slightly yellow flaky substance, and is a hazardous material for the purpose of shipping. A hundred pounds is shipped in a metal drum 14 inches in diameter and 27 inches high. Smaller amounts usually come in plastic jars. It can cause a fire if it comes in contact with organic materials and a spark.
2. A maintenance dose of MMS is 6 drops from the green bottle with the white bottle cap, as shown in chapter 11. All drops mentioned in this book and in this chapter are drops as described in chapter 11.
3. A full dose to overcome a disease is 15 to 18 drops from the green bottle with the white bottle cap, as shown in chapter 11.

Chapter 16: Specifications of MMS and Other Details

In general, small doses during the day are preferable for treating diseases. See the protocols at the end of chapter 11.

4. When using stabilized oxygen bought from a health food store or off the Internet with the standard 3.5% sodium chlorite content in place of MMS, use eight times the number of drops specified in the various recipes provided in this book. If you are using a standard eye dropper, as shown in chapter 11, use 12 times the number of drops specified in the various recipes provided in this book.
5. One drop of MMS contains 9 milligrams of sodium chlorite.
6. When 6 drops are mixed in a clean glass with 30 drops of vinegar, or 10% citric acid, 1 milligram of chlorine dioxide will be generated in 3 minutes. The solution will not become much stronger than 1 milligram, as the chlorine dioxide near the surface of the liquid evaporates into the air. You can make it stronger by putting a lid on the solution, preventing much of the chlorine dioxide from escaping.
7. When 1/2 glass of apple juice, grape juice, or pineapple juice is added to the mixture given in number 6 above, and the drink is consumed, the chlorine dioxide remains in the body for approximately 1 hour.
8. Chlorine dioxide, as generated by MMS, is the most powerful killer of microorganisms known to man, such as viruses, bacteria, parasites, molds, and yeasts. Chlorine dioxide has been known and used for over 100 years as a sterilizer in hospitals and in the food industry. No other chemical or drug has an equal effect. Adding vinegar to sodium chlorite creates the same chemical with the same power to kill microorganisms in the body.
9. Do not allow MMS to sit in direct sunlight. The heat of the sun will create significant pressure, which has been known to blow the lid off a container. In addition, after contact with sunlight, the liquid becomes very strong and can cause burns if not

The Miracle Mineral Solution of the 21st Century

washed off immediately. Should the liquid come in contact with the eyes, flush with water for several minutes.

10. In mixing doses, use 5 drops of vinegar or citric acid for every drop of MMS, with the exception of doses for intravenous use. There is little benefit from MMS without the use of vinegar or citric acid; however, in general, you should not use vinegar or citric acid in intravenous solutions. The IV solution and the blood will accomplish what the vinegar or citric acid would do otherwise; they just do it more slowly.
11. Any vinegar will work, provided it is 5–6% acetic acid. However, it has been reported by several doctors that unfiltered organic vinegar is best when working with Lyme disease.
12. Any sodium chlorite marketed for use in a laboratory or for use in water treatment for humans is acceptable for making MMS. (The quantity of impurities in 15 drops of MMS when combined with juice is insignificant considering the maximum impurities a human being can safely consume on a daily basis.)
13. Sodium chlorite is used throughout the world to generate chlorine dioxide for water purification, for the bleaching of paper pulp, for bleaching of cotton, and for hundreds of other uses in industry.
14. Sodium chlorite was first used for the treatment of humans in Germany in 1926 by Dr. William F. Koch, MD, PhD. It has been used in the U.S. since 1930.
15. Since 1926, those who have used sodium chlorite have referred to it as stabilized oxygen and have believed that it furnishes oxygen to various parts of the body. They have been mistaken. No useable oxygen is available from sodium chlorite; however, chlorine dioxide is also an oxidizer. It is a weaker oxidizer than oxygen and cannot oxidize healthy body cells, but it has a much greater capacity for oxidizing than oxygen.
16. The vitamin C used as a preservative in juices will completely prevent MMS from working. Do not use juices off the shelf

Chapter 16: Specifications of MMS and Other Details

unless you are sure no vitamin C has been added. Some pure apple juices do not have added vitamin C. The naturally occurring vitamin C in juices is not a problem.

17. Orange juice will prevent MMS from working. It prevents the chlorine dioxide from being generated.
18. Apple juice, cranberry juice, grape juice, and pineapple juice are okay to add to the MMS drink after the 3 minute wait if the juices have not had vitamin C added. The best idea is to use fresh juice that you know has not had vitamin C added. Most other juices prevent the MMS action that is necessary. Very few manufacturers do not use vitamin C as a preservative. Read the label very carefully. If vitamin C has been added, do not use the juice.
19. The shelf life of MMS is 2 to 4 years if the bottle is dark glass or plastic and has not been set in the sun. Clear glass or plastic is okay for a short period of 1 to 2 days. If the bottle is set in direct sunlight, the MMS will only last about an hour, even if the bottle is dark glass or plastic.
20. Full strength MMS is alkaline and has a pH of 13. It can cause a slight burn if not washed off the skin in less than a minute. Flush with water. When vinegar is added to the drops of MMS, the solution has a pH of 4.5. When apple juice is added after 3 minutes, the pH of the solution matches the pH of the apple juice exactly, which is approximately 4.8. The other juices mentioned in this book are similar. Use only juice that has not had extra vitamin C added.
21. MMS can be used to purify water. Use 4 drops per gallon when in the jungle or in the woods. Wait 8 hours after adding the drops. The water is then safe to drink. Alternatively, use 3 drops and then activate with 15 drops of citric acid or vinegar, wait 3 minutes, and then add the solution to a gallon of water. This procedure is valuable when you need to make the water in a foreign country safe to drink. The gallon of water with activated MMS is safe to drink in less than 1 hour.

The Miracle Mineral Solution of the 21st Century

22. Sodium chlorite powder is hazardous. It cannot be allowed to come into contact with heat and organic materials at the same time. It can cause a fire. The liquid made from the powder is not hazardous, but if it is allowed to dry out and becomes a powder again it will be hazardous.
23. Almost any juice can be added to MMS after the 3-minute activation wait; however, do not use orange juice or any juice that has had vitamin C or ascorbic acid added. Most natural teas are okay to add to MMS, as is milk. In fact, most any watery liquid can be added. However, don't add coffee or protein drinks.

See chapter 18 for information on buying sodium chlorite.



Chapter 17

How to Make MMS in Your Kitchen

There are more than 1,412 doses of MMS in 12.6 ounces. This is enough to last you and your family a couple of years. MMS is light sensitive, so you must bottle it in a very dark glass or opaque plastic bottle. Dark green, blue, or brown transparent plastic is okay. The light that goes through these dark colors will not harm the MMS. Don't worry about the MMS being out in the daylight for a couple of days; however, never allow it to sit in direct sunlight. Sunlight will ruin it in an hour, even when it's in a dark plastic bottle.

The reason we make 12.6 ounces is because that's how many ounces of MMS 100 grams of sodium chlorite will make, and 100 grams of sodium chlorite is the easiest amount to purchase. Many chemical supply houses sell 100 grams for about \$30. Five or six pounds can be purchased from a laboratory chemical supply shop for \$300, and if you are serious, 100-pound barrels sell from about \$275 to \$700 at different industrial chemical companies. A reader has reported that a 110-pound barrel sells for \$224.40 at the Los Angeles Chemical Company, but they have a \$300 minimum, thus he bought two barrels.

If worse comes to worse and you need to do something immediately to cure some problem, or you just want to prove it works before making a batch of MMS, there is certainly at least one health food store near you that carries stabilized oxygen. Buy some of that and use eight times as many drops per dose as instructed in this book. The dosage suggested on the bottle isn't enough to cure a mouse. Alternatively, if you just want to buy some MMS and don't

The Miracle Mineral Solution of the 21st Century

want to fool around with making it, buy a bottle from a manufacturer on the Internet. It's just \$20 for a bottle that will last you 2 years (see the end of chapter 8).

If you are using a regular eye dropper with 3.5% stabilized oxygen, the drops will be much smaller than those from a standard MMS bottle, so you should use at least 16 times the drops given in the instructions in this book. I hope you understand that MMS at 28% plus is eight times stronger than stabilized oxygen. The dropper provided with the stabilized oxygen will also produce smaller drops, so if that is what you are using, you should use 12 drops of stabilized oxygen for each single drop of MMS. Do everything else the same: add the vinegar, citric acid, or lemon or lime juice, wait 3 minutes, add apple juice, and drink. The bottle will be gone in a week or two. On the other hand, expect most diseases to be cured in that amount of time. Also, keep in mind that there are a few groups that sell something called stabilized oxygen which really isn't stabilized oxygen, but rather some chemical they think is better than sodium chlorite. Do not expect other chemicals to work, because they will not.

In the past several years, different companies have offered various strengths of sodium chlorite solution, thus making different strengths of stabilized oxygen available. One group sells a 25% solution, which is close to the strength of MMS, which is 28%. If you do get the 25% strength, it would be okay to just use all of the recipes and drops as given in this book.

See the end of chapter 18 for directions on how to find and buy sodium chlorite. It's harder to get nowadays, because of the terrorist problem.

What You Will Need to Make 12.6 Ounces of MMS

1. A bottle that will hold at least 15-ounces. It can be clear plastic if you do not intend to keep the liquid in the bottle for more than a couple of days and will transfer the liquid to dark bottles or containers. Just be sure that you do not leave the liquid MMS in

Chapter 17: How to Make MMS in Your Kitchen

the clear bottle. (You could actually get away with leaving it in a clear bottle if you kept the clear bottle in a tightly closed cabinet.) Also, don't leave it in a refrigerator, as refrigerators are opened to the light too often.

2. At least one quart of distilled water. Do not use any other kind of water. It's okay to use purified water if it says, "For all distilled water purposes." Do not use spring water or mineral water unless it is an emergency and you can't wait.
3. A plastic pitcher that has a good pouring spout.
4. A pan that holds at least one quart and that can be heated. Do not use metal, including stainless steel. Use glass, CorningWare, or a new Teflon-coated pot that does not have any scratches through to the metal.
5. Gram scales. These should be accurate to 1/10 gram. An electronic postal scale will do. A postal spring scale will be okay if you have accurate weights you can use to adjust the scale before you use it.
6. A black marking pen. Be sure you have one on hand.
7. Small bottles in which to store the MMS solution. Many pharmacies have small brown bottles with droppers. It's okay to use these bottles, as long as you never allow the MMS solution to get up into the rubber bulb. If you tip the bottle over, remove the dropper and wash it out with water, making sure the bulb is washed thoroughly.
8. At least 100 grams of sodium chlorite. When buying this chemical make sure it is chlorite that you are buying and not chloride. Chloride will not work. You will notice that the sodium chlorite comes in flakes, either white or slightly yellow. When buying sodium chlorite, don't tell them what you are using it for. Tell them it is for water purification tests. The first thing that they will tell you is that their chemicals are not for internal use. That is not something to worry about. That is what all the sources of sodium chlorite specify, even those that sell

The Miracle Mineral Solution of the 21st Century

their chemicals for public water systems. Remember, when you add distilled water you are diluting the chemical. When you use only 12 drops and you dilute that with 1/2 glass of water or juice, any impurities are further diluted. By the time you have done that much dilution, the impurities are always way below the maximum allowable impurities per day per person. The sales people are always worried about being sued, so they will always try to talk you out of buying the chemical, or even refuse to sell it to you if you tell them what you are going to use it for. (See the second half of chapter 18 for information on buying sodium chlorite.)

Making Sure the Sodium Chlorite Powder Is Real

I worry that someone might try to fool you into thinking some other powder is sodium chlorite in order to make you fail at curing someone, or that some clerk might be too dumb to sell you the correct powder. So here is how you check to make sure that you absolutely have the correct powder. First, you must buy strips that test for chlorine from any swimming pool store. The cost is \$6 to \$12 for 50 test strips.

1. When you open your package, the sodium chlorite must be flaky. Several companies have sold sodium chlorite that is not flaky in the past couple of years. If there are no flakes, assume that you do not have sodium chlorite, but go ahead and do the other steps given here. If the chemical passes the following tests, it is indeed sodium chlorite and for some reason, the flakes were ground before you received it.
2. Crush up a few of the flakes into powder. (Do this by putting the flakes into a tablespoon and crushing them with a second spoon).
3. Put 1/2 teaspoon of the crushed powder into an empty glass and add 3 level teaspoons of distilled water. Swirl gently until the

Chapter 17: How to Make MMS in Your Kitchen

powder is completely dissolved in the water. You can warm it slightly to aid the dissolving process, or you can heat the 3 teaspoons of water before adding them to the powder.

4. Now drop 10 drops of this solution into an empty glass. Add 1/2 teaspoon of vinegar. Any vinegar will do, as long as it says “5% acetic acid” or “5% acidity.” Wait 3 minutes.
5. Wet a pool chlorine strip with this solution. It should read at least 1 ppm chlorine present. It is actually reading chlorine dioxide (pool chlorine strips can’t tell the difference).
6. Now wet a second pool chlorine indicator strip with the original solution from which you took the 10 drops. The strip should indicate there is no chlorine present or that the strength of chlorine in this solution is less than the reading obtained in the test conducted in step 5 above, because you haven’t added vinegar to this solution.

If your powder fails either step 5 or step 6, you do not have sodium chlorite powder. Someone is fooling you or they have made a mistake. Run the test one more time to make sure. If it doesn’t pass the test, don’t use it. Don’t accuse anyone. Don’t upset anyone. Just get the real stuff.

Making the MMS Solution

As I have said, the MMS solution is 28% sodium chlorite powder. The 100 grams is 28% of 357 grams, which is 12.6 ounces. If you buy a 100-gram bottle of sodium chlorite, you should check that it indeed has 100 grams in it before adding the powder to the solution. One hundred grams is 3.54 ounces.

1. Verify that your bottle contains 100 grams or 3.54 ounces of sodium chlorite.
2. Measure out 9 ounces of distilled water and add it to your heating pot. Be very careful to use exactly 9 ounces.

The Miracle Mineral Solution of the 21st Century

3. Pour the 3.54 ounces (100 grams) of sodium chlorite into the 9 ounces of water in the pot. The pot should not be on the fire yet. Put the pot on the hot plate and stir until the sodium chlorite has dissolved. As soon as the sodium chlorite is dissolved, remove the pot from the fire. The solution should never be heated to the boiling point. It should only be warm when the sodium chlorite is finally dissolved. Never go away and leave it heating. It dissolves quickly. Stay and stir it until it is dissolved.
4. The liquid should be yellow and clear. Pour it into a pitcher and then use the pitcher to pour it into your plastic container with a lid. Put the lid on and set the solution aside to cool.

Warning: If MMS is spilled on a table or on the floor it must be cleaned up immediately with plenty of water. Never allow it to dry. The white powder is very flammable when dry.

5. Transfer the solution from your original bottle (if it is not dark) to one or more dark bottles for storage.

Make up labels that include instructions on how to use the solution (refer to the label shown at the end of chapter 18). Glue the labels on the bottles. You can use your computer to make the labels. Since the MMS will last for several years, the label should include enough information to guide someone a couple of years from now who might want to use it. For example, if a hurricane damaged much of your home and help was days away, a label containing the proper information could guide someone in helping you or in saving your life. A dark bottle without a label will not help anyone.



Chapter 18

Making 13 or More Bottles in Your Kitchen

As discussed earlier, MMS is made from powdered sodium chlorite, referred to in this chapter as salts. Be careful, because we still get people who mistake sodium chlorite for sodium chloride. They sound similar, but they are quite different, so only use sodium chlorite. The following process can be used to produce 13 bottles, or duplicated to produce 1300 bottles or more.

Bottling Thirteen 5.5-Ounce Bottles of MMS

Please do everything exactly as I say. Once you have bottled 300–500 bottles, then, if you must, modify the process to suit yourself. But at first, do it my way. You are not playing. People’s lives may depend upon you doing this right. Read these instructions several times, and then reread each step as you do it. There is information on plastic bottles provided at the end of this chapter. If you use your own bottles, please label them so that people will know what is inside and how to use it. Several years from now, your bottle may be sitting on a shelf and a sick person will look at it. If it has a label on it, he will know how to use it and it may save his life.

Note: The MMS 4-ounce bottle actually weighs 5.5 ounces, because MMS is much heavier than water.

The Miracle Mineral Solution of the 21st Century

What You Will Need

Please get all the items that I mention here for the first 13 bottles, which will contain 6,059 doses of MMS at 6 drops per dose.

1. One plastic temporary holding bottle is need for each group of 13 bottles you intend to make. Use 64-ounce juice bottles. Go to the store and buy at least two 64-ounce juice bottles. Dump the juice into some other containers and rinse the juice bottles out. Save these juice bottles to use over and over. Buy juice bottles that have easy hand holds. Do not try to use extra large bottles; they are too hard to handle.
2. Enough distilled water for all the MMS that you are going to make. You can use purified water if it says, "For all distilled water purposes." Do not use any other kind of water. Do not use spring water or mineral water unless it is an extreme emergency. Definitely do not use city water that has chlorine in it.
3. A tall plastic pitcher that has a small pouring spout. Check the spout to see that it will allow you to pour the MMS into the bottles easily. Alternatively, use a glass coffee maker pot for pouring the MMS into the bottles.

If you intend to make more than 13 bottles, then invest in a larger container, such as one of the 5-gallon plastic jugs used to dispense drinking water. These containers have a valve at the bottom that works very well for filling the bottles.

Do not use a funnel for pouring the MMS into the bottles. It uses up too much time. Fill each bottle to the top. Do not leave any air space at the top of the bottle. This is so it won't splash during shipping and worry the postal workers, or even worse, the airline workers.

4. A 4-quart pan that can be heated to be used for dissolving the salts. Only use glass or Teflon-coated steel. The Teflon coating must not be scratched through to the metal. Do not use stainless steel or aluminum. You could make a poisonous MMS solution

Chapter 18: Making 13 or More Bottles in Your Kitchen

if you use metal for dissolving the salts, which, of course, would be a disaster. If you use stainless steel, you will notice that the MMS discolours the metal. That's because it is dissolving the steel out of the other metals. Do not bottle such a solution. It is okay to use CorningWare.

5. Fifteen empty 4-ounce colored bottles. Remember, it takes 5.5-ounces of MMS to fill a 4-ounce bottle. Use the flip-spout caps. Only tighten these caps hand tight, but very hand tight. See the label and the information for ordering bottles at the end of this chapter.
6. Fifteen flip-spout caps that fit the bottles. See information on ordering bottles at the end of this chapter.
7. Several tubes of super glue for gluing the lids on the MMS bottles.
8. A can of 3M Super 77 Multipurpose Adhesive bought from a hardware store for about \$10. Do not buy any other 3M adhesive. If you do, you will just make a mess and waste some bottles.
9. A can of shellac. This is for spraying the labels to prevent problems in damp environments. If you don't spray the labels, in a few days or weeks the bottles will become a mess. Spray the labels before they are cut out.
10. A cardboard box approximately 2 feet high. Cut a slit in the top of the box so that the MMS bottle will lie in it, but not fall through. Put a mark on the box indicating where the top of the label will stick onto the bottle. This will help you determine where to put the labels on the bottles, so most of them will be in approximately the same area on the bottles.
11. Thirteen labels. Make eight labels at a time on a computer using letter size paper (8-1/2 X 11) and cut them out with a razor knife or a straight edge. After you cut them out, spray six labels at a time and stick them on the bottles. It takes less time to make them than it takes to remove purchased labels from their

The Miracle Mineral Solution of the 21st Century

backing. Also, it is very hard to find the right labels, such that your computer will be able to print exactly in the center of each label. It's much easier to just print eight labels on a page and cut them out with a razor knife. Buy special paper for the labels. Get glossy paper from an office supply store, or order special labels, but be aware, ordering labels can be expensive.

12. A box of 1-quart Zip Lock freezer bags.
13. You will need one fairly accurate gram scale. Don't use a cheap spring postal scale. Use a more expensive electronic postal scale or some other accurate scale. It should be accurate to 1/10 gram.
14. You will need 632.8 grams (that's 22.4 ounces or 1.4 pounds) of the sodium chlorite to make your 13 bottles of MMS.
15. A black marking pen. Be sure to have one on hand.



Notice the freezer bags filled with sodium chlorite and the flip-spout lids in the bowl.

Chapter 18: Making 13 or More Bottles in Your Kitchen

The Procedure

MMS is 28% salts by weight. The salts are a powder that is dissolved in distilled water, so keep in mind that the MMS will be 28% salts. This is what makes it so much heavier than water. Do not make a mistake here. People's lives depend upon it. Just follow the instructions below and you will get it right. (It is also possible to buy the sodium chlorite in liquid form. In that case, it will be something like 25%, 30%, or 31% sodium chlorite and you will need to dilute it with water to obtain a 22.4% solution.)

1. Fill one freezer bag with 632.8 grams of salts. (This is the point where you fill one bag for thirteen 4-ounce bottles, or you fill more freezer bags for more bottles.) Zip the bag or bags closed and store in a clean dry place at room temperature. Mark the date and contents on the bag(s): "632.8 Grams of Sodium Chlorite." This is an intermediate step, but who knows what might happen to make you forget what is in the bag.
2. Measure out 1,627.2 grams (57.6 ounces) of distilled water and put it in an empty juice bottle. Mark the level with a black marking pen. (When this amount of water is added to 632.8 grams of standard 80% sodium chlorite salt, you will have 80 ounces of MMS). If you are making more than thirteen 4-ounce bottles, you will need the same amount of distilled water for each group of thirteen 4-ounce bottles, so once you have marked the juice bottle, just use that juice bottle to fill your other juice bottles.
3. Put the 4-quart nonmetal heating pan on the burner and pour the distilled water from one of the bottles in which you have 57.6 ounces of water into the pan. Do not let it boil. Keep the temperature well below boiling. One hundred fifty degrees is plenty hot.
4. Once the water is warm, dump the contents of one freezer bag from step 1 into the water in the heating pan. Stir it constantly

The Miracle Mineral Solution of the 21st Century

until all of the salts are dissolved. The solution will be slightly yellow and foggy. This is normal. The pan will be less than 1/2 full. Remove the pan with the solution from the burner. This solution now weighs 80 ounces. It will turn clear and then yellow within several minutes. As long as all of the salts have dissolved you can proceed to step 5.

5. Set the 64-ounce juice bottle in a plastic container or some other nonmetallic pan. Use the large funnel and pour the contents of the pan into the 64-ounce juice bottle. Although the solution weighs 80 ounces at this time, it will fit into one of the 64-ounce juice bottles. The additional pan is to prevent you from spilling the MMS on the table. Keep in mind that if the MMS spills it will make a mess. If it dries, it will make a white powder that will burn or explode. There won't be enough to cause a large explosion, but if it starts a fire, there could be a lot of damage. Do not spill the MMS. If you spill it, wipe it up immediately and then wash the spot with plenty of water.
6. Using the black marker pen, write "MMS" on the bottle, along with the date it was created. Leave room for the next time you use the bottle. Remember, you cannot leave the MMS in the clear bottle for very long, generally, not longer than 1 week. Light—even just room light—will begin to deteriorate the solution in the bottles. This is just an intermediate step in the process of making MMS.

Note: Do not put labels on empty bottles. Wait until the bottles are full and closed before adhering labels, because any spilled solution will ruin the labels.

Bottling the MMS

1. Take the 64-ounce juice bottle filled with MMS and open it. Pour enough MMS into the plastic pitcher with the small spout or the coffee maker pot, to fill about five MMS bottles. Don't measure this; just pour it 1/4 full or so.

Chapter 18: Making 13 or More Bottles in Your Kitchen

Alternatively, pour the contents of four or five 64-ounce MMS juice bottles that now hold 80 ounces of solution each into the water jug described earlier. Use the spigot to fill 12 to 20 green bottles. It's best not to have more than that number of bottles open at one time.



The bottle is being filled from a coffee maker pot. Notice the clear, but slightly yellow MMS liquid.

2. Install tops on each of the green 4-ounce MMS bottles. Do this by holding each cap on its side and dropping 2 drops of super glue onto the threads of the cap, then turn the cap onto the bottle. Tighten the cap by hand as tightly as you can using something like a towel on the cap to help you tighten it. A towel works best; do not use pliers. After an hour, the caps should be impossible to remove by hand. Caps closed using pliers are usually too tight and eventually the bottle begins to leak.
3. After the top has been tightened on the bottle, grasp the bottle in your hand and squeeze it as hard as you can. Look for leaks. If there is one, drops of liquid will generally drop off the bottle. In rare cases, a fine spray or stream might come out of the bottom

The Miracle Mineral Solution of the 21st Century

of the bottle. You will need plenty of light to see the fine spray. Normally, there will only be one or two leaking bottles per 100 bottles, but it is important that you find any leaks, as one bottle can foul an entire shipment.

5. Keep the bottles in a clean dry place. It is okay to keep the bottles in normal room light, but do not allow them to sit in the sun.
6. Adhere the labels. (See “Making the Labels” below.) Take six labels and lay them face down on a sheet of newspaper. Spray the labels with 3M Super 77 adhesive. Don’t attempt to do more than six at a time, as the adhesive tends to dry quickly and if you do more than six, the last labels will be too dry to stick. If they do dry, respray those that have dried before attempting to stick them on the bottles.
7. Place one of the filled bottles in the slit on the cardboard box that you have already prepared. (See item #10 under “What You Will Need” at the beginning of these instructions.) Pick up a single label that has been sprayed with adhesive, hold it over the bottle near the mark that you have made, adjust it by eye until it is straight, and then press it down on the bottle. Smooth the label on the bottle with your hand. Be sure to smooth it down firmly.
8. Repeat steps 6 and 7 until all of the bottles have labels.
9. Prepare the bottles to be shipped. Place two green MMS bottles in a 1-quart plastic freezer storage bag, laying them down in the bottom of the bag. Wrap the top of the bag around the two bottles, seal the zip lock, making sure it is tight, and place a rubber band around the bag and bottles to hold them in place. Now put the bottles in the bag into another bag and close it. If the bottles leak in shipment, the liquid will hopefully remain in one of the bags.
10. Repeat step 9 until all bottles to be shipped are ready. This will prevent problems with leaking bottles during shipping. A single leaking bottle can cancel an entire shipment, preventing the

Chapter 18: Making 13 or More Bottles in Your Kitchen

treatment of hundreds of people. It could even result in the post office rejecting future shipments, so please be very careful.

11. Have the bagged bottles boxed for shipping. Unless you are very good at boxing items for shipping, do not try to box the bottles yourself. Keep in mind this shipment is of utmost importance. Don't take chances. When you go to the packing store, don't take chances by saving money on the packaging. Have the bottles boxed as carefully as possible. From the packing store, take the box to FedEx or DHL for shipping.

Making the Labels

1. Most computer drawing programs have provisions for making labels. If you do not have a drawing program available, you can buy a cheap label program. You can use the program to set up a single label, as shown later in this chapter, and then the program will automatically make copies of the label, depending upon the number of labels you select. In this case, select a layout that has eight labels per page. This will produce labels that are approximately the correct size when cut out. Or, you can duplicate the label given below.
2. Buy good paper. Pay \$8 to \$10 a ream, but don't use photo paper. Photo paper is very expensive and is not suitable, as it is too thick. Buy special glossy paper of standard thickness at any office supply store and print the labels on a computer. After the computer ink has dried and before you cut them out, spray the labels with shellac until they are soaked, but spray them only once.
3. Cut the labels out with a razor knife using a ruler as a straight edge. Do not spray on the adhesive until after you cut out the labels.
4. Alternatively, you could have the labels printed professionally.

The Miracle Mineral Solution of the 21st Century

Miracle Mineral Solution and water purification drops

Notes: For absolutely purified water or juice always wait 3 minutes after adding the lemon, or lime or citric acid to the drops in this bottle before adding them to the water or juice to be purified. When treating animals, use the same proportions as given for children. Use 1 tblspn citric acid powder and 9 tblspns water to make a 10% solution of citric acid.

Warnings: Do not use full strength.

Dangerous – Keep out of the reach of children. Keep out of direct sunlight.

Antidote= In cases of accidental ingestion drink several glasses of water.

Sold by

Net Weight: 5.5 Oz. (163 Gm) Contents:

Distilled Water & 28% sodium chlorite

Directions for Use: **Always** begin with 2 drops or less and increase one drop a day up to 15. Always add 5X as much lemon, or lime, or 10% citric acid solution as the number of drops from this bottle, wait 3 minutes after adding the acid before adding this solution to the water or juice to be purified. Then drink the purified water or juice. If nausea should occur use less drops and acid before adding to the water or juice. For children start with 1 drop, increase daily up to 3 drops for each 25 lbs (11.4 KG) of body weight and for babies 1 drop up to 2 drops. Be sure to add the acid solution and wait as explained above.

Use pineapple, grape, apple, or cranberry juice without added vit C. Do not use orange juice. For maximum effect a second glass of purified water or juice should be taken after one hour.

The label printed above is just a suggested label that you could use. Notice how it is worded. Most of the sellers of MMS are now using this label.

Buying the Bottles and Caps

When searching for plastic bottles, the keywords anywhere in the world are **PET plastic** bottles. PET stands for polyethylene terephthalate, but no one ever uses the full name. Everyone uses the acronym, PET. So use “PET plastic bottles” in your search and you will find hundreds of companies selling plastic bottles. Be sure to always buy dark plastic, as using light plastic will cause the solution to deteriorate. The plastic can be transparent, so long as it is very dark.

The DOT (Department of Transportation) states that the caps must have a seal so the bottle will not leak even if the cap comes loose. Dr. Ron Neer (a dentist) is a good source for buying either large or small quantities of my recommended dispensing bottles and DOT approved caps. You may contact Dr. Ron Neer at (816) 682-6425 or go to his website www.h2oairwateramericas.com

Chapter 18: Making 13 or More Bottles in Your Kitchen

Buying Large Amounts of Sodium Chlorite

Sodium chlorite comes in 100-pound and 110-pound steel barrels. If you want to make a larger batch, like one hundred 4-ounce bottles to sell and give to your family and neighbors, you will need at least 10 pounds of sodium chlorite. As you will see from the prices, buying a 100-pound barrel will cost you less than 10 pounds. The problem is, as a general rule, you will need a company to buy a 100-pound barrel. Although, some of the companies listed on the Internet will sell to individuals.

Of course, you can create your own company. That will work in many cases, but there are those companies that will require your company's state or city resale number. You might be able to find a local business that will receive the sodium chlorite for you and let you use their name for this purpose or just order it for you. Alternatively, you could buy a resale number from your city.

Finding industrial sources for 100-pound drums is a little harder than buying lab supplies. Go to Google and search on "drinking water chemicals," or "drinking water treatment chemicals." Of course, use the Google search function for your country. Most countries will have sodium chlorite for water purification. You can also look up NSF on the Internet or NSF/ANSI Standard 60. This is an association through which many companies sell sodium chlorite. Just start calling the various companies that sell sodium chlorite for water purification. You will eventually find one that will sell you the 100-pound barrel, and it will cost between \$250 and \$400. The shipping will cost you an additional \$150 or so, because it is a hazardous chemical. But remember, with a 100-pound barrel you can make 186,000 doses. That is approximately 1/10 cent per dose, depending upon the price of the barrel.

As a last minute decision, on my way south after the release of the first edition of this book, I managed to buy a 100-pound barrel of sodium chlorite from the Los Angeles Chemical Company of Los Angeles, California for a price of \$278.00—the lowest price so far. I picked this barrel up at their Las Vegas location. Since I picked it

The Miracle Mineral Solution of the 21st Century

up myself, there was no shipping cost. They will not sell to an individual. You must be registered with them as a company, so I formed a small company in a Nevada town and then called them to order a barrel. They put my company in their database when I called them up. They then ordered the barrel for me and told me it would be available at their location in Las Vegas the next week. There was no problem. I paid for it with my personal credit card at the time I picked it up, as I had not established credit with them.

My suggestion is that you get an extra supply of sodium chlorite if it is at all possible. The government will be acting at the request of the drug companies to limit the sales of sodium chlorite. Once sodium chlorite swings into use for MMS, it will eat into the profits of the drug companies. They will fight. They can't win, but you can believe they will try. You can help this program simply by buying 100 pounds and storing it.

Buying Small Amounts of Sodium Chlorite (100 grams—5 pounds)

There are a few chemical supply companies that supply chemicals to chemistry students. These companies, along with other laboratory chemical supply companies are the easiest to do business with, and you can generally order from them over the Internet. Just use Google and search on “sodium chlorite” (or “stabilized oxygen” if you just want stabilized oxygen). You might also try “laboratory chemicals” and “sodium chlorite.” The companies listed below are in the U.S. I have included them just to give you an idea of some of the chemical supply places that sell sodium chlorite.

Lab Supply Houses That Sell Sodium Chlorite

www.advanced-scientific.net

As of 9/1/06 they charged \$36.45 for 100 gm, \$117.00 for 500 gm, and \$361 for 2,500 gm (5.5 pounds).


Chapter 18: Making 13 or More Bottles in Your Kitchen

www.labdepotinc.com

Same prices as Advanced Scientific, above.

<https://secure5.nexternal.com>

Same prices as above.



Chapter 19

The Humanitarian Project

I will work with any humanitarian project anywhere that needs my help to bring about the goals outlined below. If you have the wherewithal, please get in touch with me. The profit from this book will be spent as needed for distribution and any leftover proceeds will be spent for distribution of MMS in Africa. A certain amount of humanitarian work has already been done, but it is not enough. It isn't even a drop in the bucket. Much more must be done to change Africa, and thus change the world.

Why change Africa? The fact is, the industrial nations spend untold billions of humanitarian dollars in Africa each year. Untold, because no one knows how much is spent, but it is a tremendous amount. Go to any city in Africa and you will see numerous nonprofit non-governmental organizations (NGOs) spending money doing humanitarian work. The Red Cross, the World Health Organization, World Vision, USAID, Doctors Without Borders, Global Fund, City of Hope, and dozens of others are there in almost every city in Africa.

Why is all this money being spent? Why is Africa so far behind us? Africa is right on the equator. It is mostly warm and a very good environment for disease. Malaria alone sickens 500 million people each year. When people are sick, they can't work. They can't plant crops or harvest them when the time comes. They can't build houses or produce wheelbarrows. In other words, when people are sick, nothing much gets done. It isn't that they are lazy or that they are uncivilized. It's simply that when 500 million people get sick, you

Chapter 19: The Humanitarian Project

have that many who can't work and it requires almost as many to take care of them. Thus, caring for those who are sick uses up many of the country's resources.

When I was young, I always heard that Africa was so far behind us because they weren't civilized and were always fighting, or because they were lazy. But, as I have stated in the above paragraph, the fact is, you simply can't work when you are sick. Africa has problems that the rest of the world has never had to face. As part of the human race, it is our job to help them solve those problems. If you don't feel sorry for them, that's okay; and if you don't feel responsible for them, that's okay. But the fact is, we, as part of the human race, cannot afford to ignore them. The disease that will kill the entire human race may be incubating there now, or the man who will save the human race may be being born there now. One thing is certain: the human race cannot afford to ignore these possibilities. If the human race is to survive on this planet for any reasonable time, we cannot let any problem go unchecked.

When you hear someone talking about a country or continent needing to take responsibility for its own situation, you should stop and think. We are the people of Planet Earth. It's up to us to take responsibility for our situation and that includes helping Africa solve its problems if we expect to feel at all safe.

It's amazing, but we can cure the majority of the poverty in the world merely by furnishing a cure for malaria. That won't cure all of the poverty, but a lot of it. Then, if we can cure AIDS, we will cure a lot more poverty. Then, the money that would ordinarily go to Africa, could stay here to build a space program or better roads, or provide more training for our poor. In addition, if we treat all of Africa, the human race will be taking one giant step towards survival. If we don't work to help one another in this way, the human race will eventually cease to exist on this planet.

Since this planet came into existence there have been more than 50 catastrophes that would have destroyed all of mankind had we been here when they happened. We are here now, and such a catastrophe is now overdue. The billions we will save on Africa can

The Miracle Mineral Solution of the 21st Century

go towards preparing for the next catastrophe. If we don't prepare, the human race is condemned to extinction. The next catastrophe will happen; there is no doubt. The question is: When will it happen? It could easily be tomorrow or it could be 25,000 years from now. Regardless, it will happen and if we are not ready, that will be the end of the human race.

There are a lot of reasons to help those who really need help in the world, but perhaps the greatest reason is the benefits that you, the helper, will receive. When an individual has no reason to help or aid others, he is that way because he is interested solely in himself and his immediate family and goals. That not only narrows his playing field and his interests, but it narrows his thinking. When hard times come, his thinking will still be narrow. He won't have the broad perspective that might be required for survival. And that's only a small part of it. When one begins to think about others, he broadens his mind. His interests broaden and his enjoyment of life changes. He understands others better, and thus his life is easier because of it. A person who remains interested in only his own family and goals only knows his small area of the world, which is very small. When he becomes interested in others and their problems, his thinking broadens greatly. The world that exists within his mind expands. He has more data that he can include in his thinking and his problem solving. Life improves for him and all humanity benefits because of his broadened outlook. This is a reason to help mankind, and anything you do for others is helping mankind. Your life will be better because of the things you do in this arena.

There is now little doubt that MMS can cure most of the diseases of Africa. Once most of the diseases have been cured, Africa will need to be put to work, including those in the small villages. I have talked to a number of chiefs and other leaders, and they agree that the work plan I developed and used back in 1956 in Orange County, California will, for the most part, work in Africa. Implementation will be expensive, but the program will eventually pay for itself and make money, and it will put Africa to work.

Chapter 19: The Humanitarian Project

Please contact me if you would like to know more about this program.

If you still don't believe in MMS, give it a try. Buy some stabilized oxygen sold at thousands of stores and follow the instructions in this book. If it scares you to take it, try giving it to your dog first. It won't hurt him and you will have more confidence in taking it or giving it. Just remember, his body is smaller than yours, so give him a smaller dose. If he weighs 1/10th as much as you, give him 1/10th the amount you would take. But regardless of how you test it out, please do it. You just might be the one that makes the difference, and the life you save may be your own. I suggest that you buy at least one bottle from one of the suppliers listed on the Internet.

As far as handling malaria in Africa is concerned, it will cost nearly 6 million dollars to cure the first country. The next country will cost a small fraction of that, but there will still be numerous expenses, including training people to use MMS. Many people will come and want to be trained. We will need to accommodate them, as it will be the best and cheapest way to get people trained to treat the rest of Africa.

There may be other humanitarian organizations that will come along to help, but we cannot depend upon them. So far, they have refused to even admit that we exist or that MMS exists. I have written to the Bill Gates Foundation many times and have always received polite letters of refusal, and that response has been better than most. Usually, I don't even get a polite letter of refusal.

I have found that a large number of Africans cannot contribute money toward their own health. Furthermore, many of them do not trust the drugs that are supposed to cure them enough to spend the little money that they do have on them. Thus, in the beginning, our treatment must be free or it simply won't happen.

Once we have picked a country that will accept us, we will need to buy a compound from which the operation can be conducted. Several clinics will be set up in the local area where anyone can come for a dose of MMS. Then a number of vehicles will be

The Miracle Mineral Solution of the 21st Century

purchased. There will be one member trained in administering MMS for each vehicle. Local individuals will be hired, two for each vehicle. In the beginning, they will be trained by the MMS members. The vehicles will travel out to the villages to deliver the MMS solution and to train the village chief and other members of the community in how to dispense MMS.

In Africa, the local people work for \$30 to \$40 a month. They will be trained to quickly deliver the MMS solution and to train the villagers. Then a manufacturing plant will probably be set up in the MMS compound of each country. This will save a great deal of expense, as the main cost so far has been for the shipping of the solution. The actual cost of making MMS is less than one cent per dose, but the shipping increases the cost considerably.

As more people are trained, more delivery cars will be purchased. Each car will have a route to follow. There will be trained people in each car to continue to make sure that the villagers know how to use the solution. With the proper funding, the expansion of cars and trained people will go quickly, as it only takes about 3 weeks to train an individual in the dispensing of MMS. It should take a little more than a full year to deliver MMS to the people of the average country in Africa and to properly train responsible individuals. It is hoped that after the first 2 months of working with the locals, that we will be able to accept additional individuals from other countries for training. Thus, other countries can begin programs to distribute MMS to their people.

A great deal of money is needed, but it will be billions less than Bill Gates intends to give to research organizations—Africa will never see that money. Of course, many other organizations and countries will read this book and begin their own programs; at least I hope they will. The human race certainly needs everyone to get involved. We can't fail if you, the reader, take some interest. Come to Africa, set up a discussion group to consider how you can help, or make some MMS and see that the old and sick people in your neighborhood are treated. That alone could make the difference. Or

Chapter 19: The Humanitarian Project

just see that plenty of people get this book. Send me a letter or an email and let me know how you are doing.

There is a point that must be reached. I don't know how many people need to know, but eventually we will reach the point of no return. And when we reach that point, the door will never be slammed in our faces again. That is when enough individuals have learned about MMS, have used it, and know it works. Believe me, a few individuals won't do it. It will take millions who know that it works. Please join us. Either use MMS or just accept the idea that the public deserves to know about it. Get as many people to download the free e-book, *The Miracle Mineral Solution of the 21st Century*, Part I, and then have them purchase Part II, if possible. And when you successfully use MMS to help someone or yourself, broadcast it widely. We may only have a few months. You probably have less than 12 months to get it to the public. The elimination and prevention of the suffering and misery, and the unnecessary death of millions depend upon you. (Sorry to be so dramatic, but this is a fact.) Have your friends download the free book at <www.miraclem mineral.org>, or better still, have them purchase the hard copy for \$21.95 at the same site.

One more thing: A fair number of organizations and people were expecting great changes to take place in July 2007. They were expecting our government to change and for freedom to return. They were expecting help from above. Some were expecting help from God and others were expecting help from higher beings who were on their way here. I had a number of phone calls and several emails telling me not to worry; I could soon publish my book and everything would be alright. One group said a space ship was being set in orbit at the time.

I'm 76 years old. The message in the paragraph above has been given to me many times over the past 68 years. So let me give you, the reader, a message. I've carried this message for more years than most of you would believe. It's this: Mankind is going to have to save mankind. No wonderful help from above is coming. No wonderful beings of light or any other great being is going to arrive

The Miracle Mineral Solution of the 21st Century

and save us. If we are going to be saved, we are going to have to do it ourselves. God is not going to save us. Remember the old saying, “God helps those who help themselves.” Well, look at it. In the 20th century, more people were murdered and killed than in all the centuries before. God didn’t save those hundreds of millions of people who were shot, burned, or blown to bits. We are just going to have to save ourselves. Do as you wish, but promise me that every time you pray, you will go out and either give this book to someone, or better still, sell it to someone, because if they buy it, they will read it and you really will be doing something to help mankind.

One more thing I want to mention: Please learn to make MMS and save some of the sodium chlorite powder somewhere, at least enough for your family. It won’t always be available. Few people realize it at this time, but when most of the people in the U.S. can either make it or get their hands on it, most of the power of the FDA will be broken. The FDA derives most of its power from its ability to stop things that will decrease the income of the major pharmaceutical companies. But when MMS becomes available to the people, most drugs will not be needed. That may take a while, but it can and will happen. See chapter 24 if you have any doubts.



Chapter 20

Research Needed

Of course, research is need—billions of dollars worth of research. This is the most effective medicine that has ever been invented up to this time. We must determine the maximum dose for every kind of disease that exists. We must learn when to use it intravenously and when to administer it by mouth. We must learn when it will cure cancer and when it will not. We must determine if there are any bacterial or viral diseases that it is not effective against and why. At this point, we only know that it cures many things. This knowledge is only a tiny bit of what we should know.

Anyone interested in research should contact me. There is no doubt that many medical men will know more about it than I do after I explain what I know to them. Scientists and alternative medicine people need to begin working with it, as many lives can be saved and much suffering can be alleviated. I am definitely willing to tell all I can to anyone doing research. The drug companies have a great deal of technology that could be used to explore MMS. One important research focus would be to develop carriers that could carry the chlorine dioxide deeper into the body before it is released, thereby possibly allowing it to do a better job.

I know there are those who are doing a certain amount of research at this time. I hope they will keep it up and maybe help inform the public. If you have read chapter 14, you know that there is some research going on. Maybe by the time this book is published that phase of research will be completed.



Chapter 21

The Basic Details of MMS

The solution does not become the Miracle Mineral Solution until you add 5 drops of one of the food acids for each drop of MMS from the bottle. The food acids include lemon juice, lime juice, 10% citric acid solution, and in an emergency, vinegar. Wait 3 minutes (it is okay to wait up to 10 minutes) and then add 4 ounces of water or fruit juice and drink immediately, if possible. After adding the fruit juice, one can wait up to 1 hour before drinking.

Lemon and lime juice: Lemon or lime juice can be used to activate the MMS. Generally, 5 drops should be used for each drop of MMS.

Citric acid: At this time, I believe that citric acid is the most effective food acid, but we need more data. Mix citric acid 1 to 10 with water to create a 10% citric acid solution. One way to make it is to put a level tablespoon full of citric acid in a glass and then add 9 tablespoons of water. Use this 10% citric acid solution as you use the other food acids: use 5 drops for each drop of MMS.

Vinegar: Any kind of vinegar will work as long as it is at least 5% acetic acid. Again, use 5 drops for each drop of MMS. The other food acids, lime juice, lemon juice, and citric acid, are preferred.

Juice: Use apple juice, grape juice, pineapple juice, or cranberry juice. The juice must not contain added vitamin C, because it prevents the activation. Most juices are acceptable, as is milk, as long as vitamin C or ascorbic acid has not been added.

Orange juice: Do not use orange juice. It prevents the activation.

Chapter 21: The Basic Details of MMS

How Much to Use

(Please read chapter 11 carefully.)

1. **Maintenance:** Use 6 drops of MMS with one of the food acids mentioned above. Young people can take a dose twice a week, but older people (over 60) should use 6 drops every day.
2. **Most diseases, especially liver diseases, and other problems:** Start with 2 drops or less if you are very sick. Take the first dose, wait 1 hour, then take a second dose. If you don't notice an increase in nausea, go to 3 drops 4 hours later. Continue taking a dose every other hour using as many drops as possible without causing nausea or diarrhea.

In many cases, vomiting and diarrhea are part of the healing process. If your body needs to use either one of them, it will. However, it is always very short lived. Your body knows what is needed. Do not allow yourself to continue with nausea or diarrhea for any length of time. Always back off to fewer drops. Continued nausea or diarrhea will prevent recovery.

For the first 2 weeks, don't go over 15 drops twice a day. If you do not feel like you are getting better after 2 weeks, increase the drops of MMS. Remember to always use the appropriate number of acid drops and to wait 3 minutes.

3. **Malaria and other parasitic diseases:** Use 15 drops in the very first dose. Wait 1 to 2 hours and take another 15-drop dose. (Remember to always use the citric acid, wait, and then add juice and drink.) Repeat the next day. Continue for 3 days. Check for parasites. If parasites are present, continue up to 3 months. All parasites will be dead long before 3 months have elapsed. In most cases, all parasites, including worms, will be dead in 3 days. Malaria normally clears up in 4 hours or less.
4. **Snake bites:** Take doses of at least 15 drops every 1/2 hour for 2 hours, then every hour for 2 hours, and then every 2 hours. Continue every 4 hours until you are out of danger. As usual, use the citric acid, wait, and add juice. In no event should you

The Miracle Mineral Solution of the 21st Century

cut a snake bite. Be sure to see a doctor, but do not allow him to cut the snake bite. Use a tourniquet and loosen it often to allow the blood to flow. It's okay to use a suction device on the bite, but cutting spreads the poison more quickly.

5. **First, second, and third degree burns:** Do not use vinegar or other food acids. Squirt full-strength MMS directly on the burn from the bottle. Make sure it covers the burn. Do not wait any longer than 5 minutes before washing the MMS off with water. MMS is very good for stopping the pain and burning of sunburns, but heed my **WARNING** and do not leave it on for more than 5 minutes. It must be washed off with water. In extreme emergencies it can be washed off with almost any drinkable liquid. (MMS neutralizes the acid created by the burn, but if left on the burn, the MMS will create a different kind of burn).
6. **Food poisoning:** Take 12 drops for the first dose, then 6 drops every 1/2 hour. Be sure to use the citric acid, wait, and use about 1/4 glass of juice or water. If you vomit, drink water and reduce the number of drops you are taking.
7. **Children:** For older children, use 3 drops per 25 pounds of body weight. Start out with less for a baby, like 1 drop, then work up to 3 drops in a few hours if needed. Follow the same procedures for all children except those with malaria and other parasitic diseases. In such cases, use the full amount to start with, which is 3 drops for each 25 pounds of body weight or up to 3 drops for a baby. If the parasitic disease is not cured in several days, use as much as twice the amounts given here.
8. **Animals (use with any sick animal):** For smaller animals, use 3 drops per 25 pounds of body weight. For horses and other large animals, use 1 drop for each 25 pounds of body weight. Use an appropriate amount of citric acid, wait, and add water instead of juice. Most animals will drink the solution, but you may have to force-feed the animal. If so, a turkey baster with a large squeeze bulb bought at any grocery store will work well.

Chapter 21: The Basic Details of MMS

If there is a question about how much the animal will tolerate, use smaller doses at first.

Contents of the Miracle Mineral Solution

A bottled of MMS contains 28% sodium chlorite powder and distilled water. It is a clear, slightly yellow solution. Small amounts appear totally clear and not at all yellow. Sodium chlorite powder is only 80% sodium chlorite. The balance is mostly table salt. Less than 1% is other nontoxic sodium chemicals. The amount of sodium in any dose is not enough to be considered harmful to any diet. Because sodium chlorite powder is always only 80% pure sodium chlorite, the actual amount of pure sodium chlorite in the MMS solution is 22.4%.

There are 54 mg of sodium chlorite in a 6-drop dose of MMS and about 10 mg of salt—not enough to count during any one day. Approximately 1 to 2 milligrams of chlorine dioxide is generated when 60 drops of citric acid or vinegar is added to 12 drops of MMS. When this is diluted with 1/2 glass of juice, there is less than 1 ppm chlorine dioxide in the solution. (There are still 1 to 2 milligrams that go into the body, but 1 ppm is below the limit established by the FDA for foods).

Sodium Chlorite

The formula for sodium chlorite is NaClO_2 . Na = Sodium, Cl = chlorine, and O_2 = Oxygen. The O_2 in all cases here merely indicates that two atoms of oxygen exist. It is not an indication of the charge. The actual charge on the oxygen is -2 , which leaves the oxygen in a neutral condition. This oxygen has the same charge as the oxygen in carbon dioxide, thus it can't be used for oxidation. See the end of chapter 18 for information on where to buy sodium chlorite.

The Miracle Mineral Solution of the 21st Century

Chlorine Dioxide

Chlorine dioxide is the most powerful killer of pathogens known to man. Chlorine dioxide is used in many industrial processes. It has been used to sterilize food products, such as red meat and poultry for over 50 years. It is used in hospitals and clinics as a sterilizing agent.

The formula for chlorine dioxide is ClO_2 . You can observe that the Na (sodium) has been removed from the sodium chloride (NaClO_2) to make the chlorine dioxide. The O_2 is two oxygen ions with a charge of two electrons each. This is considered a -2 charge, because electrons have a negative charge. Oxygen ions with a -2 charge cannot oxidize anything, and thus are not available to the body for oxidization. The Cl stands for chlorine, which in this case, is a chlorine ion with a positive charge—until it oxidizes and destroys something, in which case it winds up with a negative charge as well. It is then a chloride, which is the same as the chloride in table salt. It cannot create any further reactions.

Oxygen

The formula for oxygen is O_2 , indicating that an oxygen molecule consists of two oxygen atoms that are bound together. The oxygen enters the body in an elemental state for the purpose of oxidation. When it oxidizes various items in the body, it releases energy, creating warmth. During the oxidization process, the oxygen atoms have a -2 charge. They are then oxygen ions that have reached a neutral state. They cannot be used by the body in their neutral state. In this state they form carbon dioxide and are expelled from the body as one breathes out. They are then recharged by green trees and other plants.

The oxygen ions that are attached to chlorine dioxide have a -2 electron charge, like the oxygen ions of carbon dioxide, and thus are neutral. The body cannot use them. They either form carbon dioxide or they become part of the water of the body.

Chapter 21: The Basic Details of MMS

Oxidation

In the old days of chemistry, it was thought that oxygen was the only thing that oxidized metals, and other chemicals and things. But as scientists gained a better understanding of chemistry, it was soon discovered that any element, ion, or molecule that brought about an exchange of electrons, created the same oxidization reaction that oxygen created. Oxygen accepts electrons from other elements or molecules and at the same time causes the release of energy in the form of heat—that's oxidation. Well, other elements do this also; molecules and ions accept electrons, or create an exchange of electrons, and release energy. Oxygen can accept 2 electrons. When it does, it becomes neutral and cannot accept any more electrons. However, a chlorine dioxide molecule can accept 5 electrons. Thus, it also oxidizes, but with much greater intensity.

When neutralized by a -2 charge, oxygen normally leaves the body as carbon dioxide. That means that carbon dioxide has two ions of oxygen, but they are neutralized. The two oxygen ions are then charged back to their elemental state by green plants and the sun, making them available again to perform oxidization in the body. Chlorine is also an oxidizer, but it oxidizes by chlorination. That is, it not only exchanges electrons, but it combines with whatever it is oxidizing, thereby making many new compounds, and some of these compounds are cancer causing.



Chapter 22

Heart Attacks and the FDA

Read this chapter and you will learn that heart attacks are not related to cholesterol and clogged arteries, and that you can prevent them. I almost didn't write this chapter, because this book is about MMS, but then I decided that this is important information that everyone interested in health should know. This chapter also provides a little more information about the FDA.

Let me first make a few statements that are undisputable facts, provable in a court of law, and easily verified by 100 different sources, including those on the Internet. The facts that I am going to present are absolutely undisputable, yet most people ignore them.

The first thing you should know is that most FDA experts are also on the payrolls of the pharmaceutical companies. You might think this would be against public policy, but it is not. It seems they have the right to moonlight, just like everyone else, even if it presents a conflict of interest. Should you want the facts on this, read the book, *Deadly Medicine*, by Thomas Moore, or just check with the FDA.

Secondly, in 1992 the FDA started a public campaign to deny the American people the right to purchase vitamins without going to a doctor and obtaining a prescription. They spent millions of taxpayers' dollars pushing this cause, but it didn't work. Worse than that, it backfired against them. Not just thousands, but millions of American people rose up against this attack on our liberties and wrote their congressmen. In August of 1994, the FDA attempted to push legislation restricting vitamins, but evidently that wasn't

Chapter 22: Heart Attacks and the FDA

possible. A bill was unanimously passed by both houses and signed into law by the president. Did you see that? Unanimously. That's what the America people can do if they really try. (All of this is now a matter of public record).

The law was called DSHEA (The Dietary Supplement Health and Education Act of 1994). This law attempts to guarantee the American people free access to vitamins and other essential nutrients and to educational data concerning these nutrients. The reason educational data was included is that the pharmaceutical companies had been campaigning to prevent any and all claims of health benefits concerning vitamins from being published. Do you see? They would have even prevented books from being printed telling us about vitamins. They spent not just millions, but billions on this idea. Now we have a law to protect us. The Constitution should have been enough, but now we have this law, also.

Still, that wasn't enough. The pharmaceutical companies banded together to form a cartel at the international level. They started a worldwide campaign to ban all data concerning the health benefits of vitamins and minerals and other natural substances from being distributed anywhere in the world. They approached the world through the United Nations Food Standards Commission. They thought that they could force the industrial nations and the world to accept vitamins as prescription medicine. Disguised as a consumer protection initiative, this concept was to be recommended to the UN General Assembly. Trade sanctions were proposed for any countries that refused to accept vitamins as prescription medicine.

That was in 1997. The main actor in this pharmaceutical vitamin cartel was the German government. Germany exports more pharmaceutical products than any other nation. They might have succeeded had it not been for one doctor, Matthias Rath, MD. On June 22, 1997, he gave a speech to an audience in Chemnitz, Germany. He exposed the cartel and their intentions in that speech and connected them to the pharmaceutical companies who were profiteers of World War II and the Holocaust. As a result of this speech, along with several other speeches and hundreds of

The Miracle Mineral Solution of the 21st Century

thousands of protest letters, the idea became so controversial by the time it was to be presented to the UN General Assembly, that the cartel did not succeed.

Even more amazing, on May 20, 1999, these multinational pharmaceutical companies admitted to forming a “vitamin cartel” to fix the prices of raw vitamins and materials. They defrauded hundreds of millions of people worldwide of more than 100 billion dollars. They were fined about 1 billion dollars. The U.S. Justice Department declared that they were the largest illegal cartel ever uncovered. Their tiny fine, when compared to the total amount they bilked from the people of the world, was inconsequential.

Are you starting to see? The pharmaceutical companies have no conscience. They will do anything to prevent the loss of money or to make money. They do not care how many deaths they cause. Over the past 50 years, the pharmaceutical companies, through the FDA, have suppressed dozens of discoveries concerning cures for cancer, heart disease, and many other diseases. I know you probably think this is crazy, but you would probably think that about the above information also, if it were not so much a part of the record. There is nothing that I have said above that can be disputed. It’s all a matter of record. It all happened just as stated above and can be investigated by any high school student and proven to be factual. It is slightly more difficult to prove the suppression of the discoveries of cures for cancer and other diseases, but still it can be proven. The FDA has depended upon the incredibility of what it has done and the indifference of the public to maintain its farce.

One other note of interest: The amino acid tryptophan was sold in health food stores throughout the U.S. as an aid for sleep. It really worked and thousands of people bought it as opposed to several pharmaceutical sleeping aids. Tryptophan cost the drug companies millions of dollars in drugs they were no longer able to sell. Then tryptophan was cited as the cause of death for a single person in the U.S. and several people in Japan. The FDA immediately responded by taking it off the shelf of every health food store in the U.S. This amino acid is manufactured in Japan, and it was found that

Chapter 22: Heart Attacks and the FDA

somehow an impurity had gotten into the jars. Although the problem was fixed and acceptable purity rules were put in place in the Japanese manufacturing plant, it has never been allowed back on the market in the U.S.

It was later found that American FDA agents had visited the Japanese tryptophan plant before the impure jars of tryptophan were shipped. So now drug companies that sell sleeping aids make millions of dollars selling the drugs that replace tryptophan. Do you see? One person died from amino acid impurities and America can no longer have tryptophan, but hundreds of thousands of people die from drugs and they are completely acceptable. Am I the only one who sees something wrong with this?

It can now be shown that every person in America is in some way personally touched by suffering and death as a result of the FDA's betrayal of the American people. But worse than this is that every person in the world is to some extent affected by the suppression of data regarding potential cures of many different diseases. The indifference results mostly from realizing that one can really do nothing to change the status quo. But this can be changed if everyone will simply inform his relatives, friends, and neighbors of this book.

You may think that the law I mentioned earlier in this chapter, the DSHEA of 1994, has protected us. Well, that is not so. As soon as it was out of the public eye, the FDA began working again to get congress to pass a law saying that all supplements must be approved by the FDA before they can be sold in the U.S. Now the FDA has publicly stated that they intend to shut down 50% of the supplement businesses in the U.S. using this new law. There are 970,000 drug-related deaths each year, and not one single supplement-related death per year, and the FDA is going to limit our right to obtain supplements unless they approve of them. They are not fooling around. They have stated their intention to enforce this new law with vengeance. Congress is betraying the American public once again. The DSHEA law will be useless with this new law in place. Congress has been informed of the damage this law will cause.

The Miracle Mineral Solution of the 21st Century

There is only one reason why they will agree to this law in both the house and senate: They have been bought. This law is in the works in both the house and the senate and is scheduled to be law in 2010. So far, all congressmen and senators are in favor of it.

Regarding FDA's suppression of cures, I am going describe two of the more important suppression incidents below and then tell you where you can check my data for accuracy. Be advised, however, I am only touching upon the tip of the iceberg. There are many more cases that I do not have the time or space to cover. You can also see why I moved out of the country to publish this book. Now you are going to say, "But the Constitution of the U.S. allows you to publish anything." Well, the FDA doesn't care about that. They arrest authors and inventors, such as myself, and charge them with almost anything. They simply don't care. They can keep an author in jail for a long time on trumped up charges. The judges in that area of the law are FDA judges. They just tell the author that if he will withdraw his book or say his cure doesn't work, they will drop the charges. By the time the author has spent all his money on lawyers, he often gives in. Dozens of cures have been lost because the inventor or author was just too tired of fighting to go on, spent years in jail, or died of a heart attack.

Actually, it's a lot worse than that. They seize property and destroy businesses. They often take everything that belongs to a business, including cars and bank accounts. Many times, they do it without a search warrant. They destroy a person's life. During the trial, they have their own judges who will not allow any reasonable defense. A hero who has spent his life helping people and searching for a cure to one disease or another can find himself in prison for years. These incidents are crimes of the worst kind against humanity. They destroy a business and a person's whole life to suppress a cure. They do it in the name of public safety and no one can stop them.

You ask why they do it? They do it for the billions of dollars that the pharmaceutical companies will make if the cure is not given to the world. It often scares people who are afraid they will lose

Chapter 22: Heart Attacks and the FDA

their jobs. If a cure is found for cancer, thousands of jobs will be lost. Radiation therapy jobs will be lost, chemotherapy drugs will no longer be manufactured, and hospitals will go out of business. But millions of lives will be saved and untold suffering will be stopped. Would you rather save the jobs or stop the suffering and have those who would lose their jobs retrained for other jobs?

I do not have nearly enough money to publish this book as widely as it needs to be published, so I am depending upon the American people, the Mexican people, and the people of South America to get this information out. If everyone will send this book to at least two people, or see that at least two people download the free e-book, Part 1, from <www.miraclem mineral.org>, the American people will have a cure that will eliminate the need for more than 50%, and as much as 80%, of the drugs consumed by mankind at this time. In the long run, millions of lives will be saved and the amount of suffering that will be stopped is incalculable. If you have read this book, you know that this is true, and if you don't know that this is true, then give MMS a try. It cures cancer when used properly or used with other know cancer cures, such as the Indian herb mixture. And as I have said, all profits from the sale of this book will be used by me to distribute this book to the world and to bring this cure to the African people.

I have to be careful with what I say, or they will prosecute me for something like this. So let me just say that this is my intention at this time and I will do my best to carry it out. However, I cannot guarantee that all profits will be used as I now hope. I will certainly do my best to ensure they are used as outlined above. And of course, I will use a portion of this money for living expenses.

Billions and billions of dollars have been spent on the search for a cure for cancer based on the currently recognized theory of cancer. For more than 100 years there have been two basic theories of cancer; however, the second theory has been suppressed. Lives have been destroyed, people have been jailed and sent to prison, and books have been burned. Every conceivable **disgusting** thing that can be done has been done to prevent the second theory of cancer

The Miracle Mineral Solution of the 21st Century

from ever coming to scientific light or becoming known to the public. An interesting thing to note is that all of the demonstrated cancer cures have been based on the second theory, or similar concepts. Researchers have documented more than 1,000 cases of people who have been completely cured of cancer for each of more than 2 dozen of those cures. Some of those have reportedly cured more than 10,000 patients of cancer, and several of them have cured more than 100,000 patients.

So let me tell you in a few nontechnical sentences the difference between the two theories of cancer. The present theory of cancer is that healthy body cells for some unknown reason mutate into cancerous cells. The general idea is that the unknown reason is a result of aging, poor diet, heredity, a bad condition that slowly mutates into cancer, or something along those lines. Based on this theory, billions of dollars have been spent on research and millions of men, women, and children have suffered and died for more than 100 years while there has been no significant improvement in cancer treatment. That's 100 years without an answer or any real improvement. Of course there are a lot of scientists who would like to argue against this assessment. They might point out that there was a great improvement made in chemotherapy chemicals in about 1948, but there are still more people dying of cancer than ever before. There is no indication that chemotherapy increases one's chances of living.

Does this seem like a bleak picture to you? The same treatment has been used for over 100 years. There has been no real change for more than 100 years and they still continue to use and research this treatment, even though a higher percentage of cancer patients are dying than ever before.

The second theory—or the unaccepted theory—is that cancer is caused by a very unusual virus that changes from a virus to a bacterium and back to a virus again. There are a lot of technical terms I am leaving out, but that's the basic concept. This second theory is based on what is called pleomorphism. Research into this theory is not allowed. You may say, "I thought America was a free

Chapter 22: Heart Attacks and the FDA

country.” Well, that’s so, but not for those who want to do research into this particular theory of cancer. No money is available for such research, and those who try to get funding hit a brick wall. Nobody cooperates with them. Their colleagues won’t talk to them anymore. The FDA, FTC, and the AMA put every possible roadblock in their way. Let me repeat my earlier note: all of the suppressed cures that have worked have been based on this very unusual virus theory or similar concepts.

Please, please, please, don’t believe me. Go to the Internet and dig deep and you will find the facts. The facts are there, and when you have the facts you will see that what I am saying is true. We need millions of people to learn the facts. They don’t have to understand all the technical supporting material; they just need to know what is really going on. So let me recommend one book you should read to get you started. It’s *The Cancer Cure that Worked* by Barry Lynes and John Crane. They give references and tell where you can go to get the actual records.

In this book you are reading right now, we are talking about MMS. So far, many people have stated that after taking MMS their cancer went away. MMS kills viruses and bacteria. It has been established for 100 years that chlorine dioxide kills viruses and bacteria. We have not proven that MMS will attack mutated cancerous cells. But what has happened is that skin cancers, including melanomas dry up and flake off like the scabs on a sore. It doesn’t look like the cancer was attacked; it looks more like the cancer just quit growing and the body simply healed the area. That’s exactly what would happen if a virus were killed. But we cannot say for certain this is what is happening—yet.

Here is one more thing that the FDA really doesn’t want you to know: Heart attacks have nothing to do with cholesterol levels in your blood. The AMA and other medical research oriented groups have not produced a single study that proves that people with high levels of cholesterol have more heart attacks than those with low levels. They have proven, however, that they can sell billions of dollars of cholesterol lowering drugs. Dr. Matthias Rath has shown

The Miracle Mineral Solution of the 21st Century

that the basis of heart attacks is vitamin deficiency, mainly vitamin C. Get his books. Believe me—he has proven it. Vitamins prevent heart attacks, not cholesterol lowering drugs.

Dr. Matthias Rath points out that there are several thousand miles of blood veins in your body. Those don't become clogged and cause problems. If cholesterol in the blood was causing problems, it would cause problems throughout the body. Only the 10 inches of veins right at the heart are affected by cholesterol. Now why would that be? It's because those veins at the heart are shut flat with every heart pump—like 70 or 80 times a minute, millions of times a year. They fail not because they are clogged, but because the walls of the veins cannot take being flattened so many times and they split. Vitamin C is what makes the walls of the blood vessels strong. Scurvy is a vitamin C deficiency, and heart attacks are part of the same problem. The deposits of cholesterol on the walls of those particular veins serve to increase their strength and prevent the veins from being totally flattened. The deposits are not there to clog the veins. When a vein splits, it stays flat instead of opening again and that is what causes a heart attack. Vitamin C is what prevents heart attacks. Read Dr. Rath's books and be sure to buy some vitamin C. The pharmaceutical companies definitely don't want you to read his books, because you won't buy their cholesterol lowering drugs.

Cholesterol is the body's response to a vitamin C deficiency. The body seeks to strengthen the walls of the blood vessels and prevent them from splitting by depositing the cholesterol. So to strengthen the walls of the blood vessels around the heart, one should take about 8 grams (8000 mg) of vitamin C daily for a month or two. Kit Cain, ND from the Storyteller web site <www.kitcain.com> has asked me to remind you that large doses of vitamin C will not do the job unless you also include bioflavonoids, such as acerola, rose hips, rutin, hesperidin, and others.

I should mention that Dr. Rath worked with Dr. Linus Pauling for many years. Dr. Linus Pauling agreed with Dr. Rath's findings and they worked together to further verify and understand the use of vitamins in the body. Dr. Linus Pauling has been the only man in

Chapter 22: Heart Attacks and the FDA

history to receive two unshared Nobel prizes in the medical field. His agreement and help with these findings add a great deal of credence to these assertions.

Modern medicine insists on treating symptoms and refuses to find causes, because if they find the cause of a problem they will cure it. If they cure a problem, they will not be able to continue selling the drugs to treat it. It's pathetic, but the fact is that it is all based on money.

Let's talk about Dr. William Frederic Koch. Dr. Koch developed a medicine from herbs, which he called glyoxylide. He cured his first cancer patient in 1917 and thousands thereafter, when you count those he cured and those cured by other doctors using his medicine. What do you think the conventional treatment for cancer was at that time? The treatment most commonly used at that time had already been in use for many years. I'll bet you'll never guess what it was. Well amazing as it may seem, it was x-ray and radium radiation, the same treatment used today. One hundred years and they are still using the same treatment and guess what, more and more people are dying from cancer. Does anyone see anything wrong with this picture? Don't you think at some point those responsible would say, "Maybe we ought to do a little research into an alternative treatment"? But no, they just go blithely on researching the same basic theory. This is because pharmaceutical companies only make money available for certain kinds of research that they know will get nowhere.

Dr. Koch said that you don't want to kill the cancer cells; you want to remove the virus that is causing the cell to be sick and thus allow the cancer cell to return to normal. The FDA and FTC attacked Dr. Koch for years. He was driven from the U.S. and traveled to Brazil where he had phenomenal success treating advanced rheumatoid arthritis, insanity, diabetes, cancer, and even leprosy. The FDA was extremely alarmed and demanded that he return to the U.S. Later, when he did return, he was arrested on trumped-up charges. Two trials were held and both times the jury acquitted Dr. Koch, despite the fact that the judge would not allow a

The Miracle Mineral Solution of the 21st Century

single cured patient to testify. The trials went on from 1942 to 1946 and cost the government more than \$10 million which is equivalent to \$100 million in present-day money. They could not prove that Dr. Koch's technology did not cure cancer, but by the time the trials were over, none of the herbs he used for his cure were available in the U.S.

Colonel Charles March took over as head of the FTC and attempted to stop the attacks against Dr. Koch, but he met a sudden and questionable death. It seems a number of people involved with alternative medical treatments at that time experienced similar deaths. That is not to say that such deaths do not happen now, because they do. A very good friend of mine, who discovered several cures for a number of important diseases went home about 5 years ago and found a bomb in his apartment, which blew off both of his legs. He lived, but the idea that such things do not happen today is a lie.

Although the FTC could not legally stop Dr. Koch from selling his medicine to doctors, they gave him a cease-and-desist order prohibiting him from advertising to doctors in any way. This prevented doctors from learning about his cure and from using it to treat cancer patients and other diseases. It is estimated that in excess of 100,000 patients were cured of cancer between the years of 1917, when Dr. Koch cured his first cancer patient, and 1951, when the FTC ordered him to stop advertising to doctors. His laboratories were unable to stay in business without the sales. Recently, there have been attempts to replicate his formula, but he and most of those who knew the details are now dead. Basically, this cure for cancer and many other diseases has been lost.

Do you see why MMS is so important at this time? It is a medicine that can be used by anyone, and everyone can know the formula. Once it is out and has been tested widely by the public, none of the alphabet soup agencies (FDA, FTC, AMA, etc.) will have any way to stop it, and the pharmaceutical companies will be up a creek. It will be the beginning of the end of the tremendous cash flow for drugs that treat only symptoms. If my strategy works

Chapter 22: Heart Attacks and the FDA

and this information does get to the public, many similar books will be published by others. The end of the profound suffering of mankind at the hands of the medical and pharmaceutical industries for money is in sight. With the Internet and modern technology, ordinary people can now know more than doctors used to know. We can no longer be kept in ignorance about medicine. The dawn of the information age has already come and gone, and we are now seeing the dawn of the medical information age for the average person. At least I hope we are. We will if you help. Had Dr. Koch's cure been used by all doctors, literally millions of people would not have suffered and died. They would have lived happy lives.

The other cancer cure that I want to mention is the one developed by Royal R. Rife of San Diego, California. He began his research somewhat later than Dr. Koch, but in the same era. He began in 1920 by inventing a microscope that was quite different from the best standard microscopes available. His best microscope had a magnification of 30,000X, although his first microscopes were not that powerful. The problem was that in the scientific field it was well known that the most powerful non electronic microscope only had 2,500X power. The theory of light prohibits anything more powerful, because, theoretically, light waves cannot be amplified any more.

Rife, however, had his own theory of light microscopes. The electronic microscope cannot be used with small viruses, because the light frequency that it uses destroys the viruses. Rife built many remarkable microscopes over his lifetime, each better than the one before. His microscopes were duplicated and some still exist to this day. They were so powerful that they revealed the viruses that cause cancer. The microscopes used several different light sources of different frequencies, following the heterodyne principle of light frequency, whereby one frequency is converted to another frequency. This principle has been used in radio frequencies for many years and is still used today. Rife just used it with light frequencies. There was no reason why he should not have pursued this research, but his microscopes were destroyed and his books and

The Miracle Mineral Solution of the 21st Century

plans were burned by the FDA. Despite this, literally hundreds of doctors used Rife's microscopes to identify and verify cancer.

The other thing that Rife did, after identifying the cancer virus, was design a device that killed the cancer virus in place. The theory that he used was simple and scientific. He used the theory of radio antennas, which is not a hard theory to understand. Each different frequency causes a flow of electrical current in a specific length of metal. So, if you have a wire of the right length connected to your radio, you can pick up the frequency that causes an electrical flow of current in that length of wire. You don't see the wires in modern radios, but they are still in there somewhere.

Rife figured he knew those little fellows conducted electricity, so why not make a virus-killing device out of them. He decided that all he needed to do was measure their size and then calculate the frequency that would cause an electrical current to flow through the viruses as currents flow through a TV or radio antenna. If he could cause an electrical current to flow through the viruses, that would kill them. A special research committee of the University of Southern California oversaw his laboratory work until the end of the 1930s. Follow-up clinics conducted in 1935, 1936, and 1937 by the head of the U.S.C. Medical Committee verified his results. Independent physicians, utilizing replicas of Rife's machine, successfully treated as many as 40 patients per day. A number of doctors continued to treat patients for up to 22 years, but the pressure became too great. When authorities found a machine in operation they either destroyed it on the spot or confiscated it for evidence.

Rife determined the precise frequencies for herpes, tuberculosis, and other illnesses, including cancer. His work was in science magazines, medical journals, and later the Smithsonian Institution's annual report. Thousands were cured during the 1930s, and then the authorities struck. Rife began working with John Crane, an engineer. Rife's life work was in John Crane's lab when the authorities hit it. They destroyed everything, burned books, and jailed John Crane. After that, he had continuous problems with the

Chapter 22: Heart Attacks and the FDA

authorities. The university no longer backed Rife and he simply had to quit.

Today, there are people throughout the world who have Rife frequency generators. Many of these generators do not work, as they do not replicate Rife's work closely enough, but many do work and they are still being used to cure cancer and other diseases. There are even a few people who have his microscopes or good replicas of his microscopes, and they still work.

So, why were these individuals stopped when they were curing people and how was the truth covered up so easily? There are two reasons why they were stopped and both are based on greed. There were scientists who did not want their theories of cancer and other diseases questioned, and the pharmaceutical companies did not want their incomes decreased. Billions of dollars can exert a huge amount of pressure. The medical laws of this country have been shaped by the pharmaceutical companies. The drug companies have spent billions of dollars and maintain at least two lawyers in Washington, D.C. for each representative and each senator. It all boils down to money, and the criminality of it is beyond belief. Millions suffer and die so that these companies can make money. In addition, many medical scientists were pushing their own favorite concepts at the time, which afforded them some amount of fame. Most of them were connected to the pharmaceutical companies, and again were focused on money.

Hundreds of very important industries exist in the United States that do not spend billions of dollars influencing Congress on making laws. There is no acceptable reason for the drug companies to be spending such huge amounts of money to influence congress, but they do.

You can check my accuracy in these statements by getting on the Internet and reading some of the thousands of documents that are available. Just go to Google or one of the other search engines and search on the names of the people I have mentioned, or just search on "FDA Suppression." The proof is all there. The FDA likes to dispute it, of course, and there is no money to dispute them. They

The Miracle Mineral Solution of the 21st Century

have the billions to say you are wrong. In court, you don't have a chance to prove technology. They always bring up points of law and one never gets to the crux of the matter, which is that the present technology is wrong. There is simply no proving anything. The fact is, anyone who wants to do a little research can prove the points I make here, but smart lawyers won't allow the evidence to be brought up in court.

This book about MMS might just bring about a change, reduce some of the suffering, and overcome some of the power of the pharmaceutical giants. If it is distributed widely enough, that will happen. Please help and join this crusade. All you have to do is send this book to as many people as possible. If you want to print it out and give it away, that's okay. If you are giving it away, make as many copies as you want. Give away 1,000 or 1 million copies, but if you are using it in a commercial way, then you need permission in writing from me, the author. Keep in mind that all of the profits will be spent to distribute this book more widely or to bring MMS to Africa. Please join this crusade, as all of us together can change the world. Donations can be sent directly to my Paypal account, [<mms1@jimhumble.com>](mailto:mms1@jimhumble.com). I have received very few donations, but I welcome those who want to contribute to help in this way.

Please don't blindly believe the statements made here. Check them out for yourself. You will find the facts are there and they can be verified. Take the time to verify them. It's important to you and your family.

One other thing you should know: there are no incurable diseases. There are cures for every disease known; they are simply being suppressed. Many were discovered years ago and now sit unused. The stories and lies about the "quacks who discovered them" have prevented alternative medicine from using many of them and books have been burned. Why was it necessary to burn books and destroy microscopes and other valuable equipment if the cures did not work? By their actions, those in charge have proven those cures were of value. With the public's help, we can make this a better world and eliminate incurable diseases. The answers are all

Chapter 22: Heart Attacks and the FDA

there; we just need to prevent our government from suppressing them. The public has the power and we can do it. MMS is not the only cure for many diseases, but it will give you a lot more confidence when you see MMS work. Your first step is to use some of it and see for yourself. The second step is to start telling your neighbors and everyone you know. That's all we need. The world will change.

Help us defeat the FDA. You may not believe it, but the FDA has been suppressing all real cancer cures, information concerning how vitamins prevent heart attacks, and all other information and products that may in any way reduce the income of the large pharmaceutical companies. Please don't take my word for it—become informed. Read the data available on the Internet. Just go to any search engine and put in “FDA Suppression.” There is a tremendous amount of documentation from as early as the 1930s. The government often puts authors in jail and tells them that they will withdraw the accusations only if the author will withdraw his claims. Once the author has lost all of his money and is tired of fighting, he gives up. There are hundreds of medical facts that are being suppressed right now that would save thousands of lives. There are many records of people who have died under very questionable conditions when they tried to inform people. Please don't write this off as a bunch of crazy conspiracy talk. Your life and the lives of thousands are at stake. Isn't this important enough to at least try MMS once?

Why do you suppose drugs in this world, especially in America, almost always treat symptoms? It's no secret that drugs only treat symptoms; most people know this. Ask any person interested in health. Medical drugs treat symptoms and all of the medical research conducted by pharmaceutical companies is directed towards treating symptoms, not towards finding the cause of the problem. The reason being that if you find the cause of a disease or health problem, you can usually cure the problem. In which case, you will not be able to sell your drugs over and over until the person dies. Billions of dollars are involved. Treating symptoms does not

The Miracle Mineral Solution of the 21st Century

cure or change the problem. Why do you suppose there has been no significant advancement in cancer technology in 100 years? With one or two minor exceptions, the same treatments that were used 100 years ago are still used today. The world has made remarkable advancements in almost every area, except in the treatment of cancer and other diseases. The treatments have been refined, the drugs are purer, the needles are better, the X-ray machines are safer, the records are maintained more carefully, the timers that time the treatments are more accurate, but the treatments themselves have not changed. There is only one way these treatments could have remained the same for 100 years, and that is through the suppression of every new concept that has surfaced. The government has its own judges, its own laws, and it has simply blocked any real improvements.

The pharmaceutical companies spend billions of dollars working to influence congressmen and senators. They have tried again and again to suppress vitamins. I don't have time to cover all of the data here, but please become informed on this subject. The data and the proof are available. The truth cannot be suppressed. Just read the thousands of documents available on the Internet. They have spent billions influencing Congress under the pretense of "public safety" to prevent us from accessing printed literature on vitamins. Do you imagine that we would be much safer if we didn't know about vitamins? (I mentioned this before earlier in Part I, but it is important enough to mention again, and you may not have read Part I.)

Now, MMS is such a simple cure that it need not be relegated to doctors. Private individuals have the ability to treat themselves. This means that the FDA is going to have a much harder time suppressing this cure. The public, the sick and suffering, have this one window of opportunity that is now open, but we don't know for how long. This time, the FDA cannot suppress a couple of doctors or arrest the author of this book—they can't find me. Luckily I am not tied to some expensive lab, and I can move around. But they don't have to find me to stop the advancement of MMS. The

Chapter 22: Heart Attacks and the FDA

billions of dollars behind them will definitely try, because ultimately, a great part of those billions will be lost if MMS becomes well known. Please, please take the attitude that it is best to err on the side of optimism and that I might just be telling the truth.

This is where you come in. It is now resting on your shoulders. I've done what I can do. It's up to you, the readers of this book to spread the word to the world. It can happen if you will tell your friends. The more people you get to read this book or download the free e-book, the more people you tell before the pharmaceutical companies find out about MMS, the less likely they will be able to suppress it. Up to this point, they have been so convinced that I am a charlatan that they have paid me no attention. It's my only safeguard. But when they start getting reports of people getting well and people being cured, it will be a different story. And yes, I mentioned this in Part I, also.

There is a point, I don't know how many people are required, but eventually we will reach what I call the point of no return. If we reach that point, they will no longer be able to slam the door in our faces. We will reach that point when enough people have learned the data, have used MMS, and know it works. Believe me, a few individuals won't do it. It will take millions who know that it works. Please join us. Either use it, or just accept the idea that the public deserves to know about MMS. Get as many people to download the free e-book (*The Miracle Mineral Solution of the 21st Century*, Part I) as soon as possible (and purchase Part II). And when you successfully use MMS to help yourself or someone else, broadcast it widely. We may only have a few months. You probably have less than 12 months to get it to the public. The elimination and prevention of suffering, misery and the death of millions depends upon you. (Sorry to be so dramatic, but this is a fact.) Have your friends download the free book at <www.miraclemineral.org>, or better still, have them purchase a hard copy of this book for \$21.95 at the same site.

The Miracle Mineral Solution of the 21st Century

Again, go to Google and search on “FDA Suppression.” You will see that I am telling the truth. Otherwise, you will know that what I am saying here is true when they begin their campaigns to prove the data in this book false. The problem that they will have is that anyone can try MMS. But that won’t stop them, because they know that they can use fear to prevent millions from even considering it. That is why we need millions who have already tried it and know that it works. Join the crusade. Lives are at stake. Of course, if you don’t tell your friends there will never be such a campaign from the FDA and the pharmaceutical companies. You may not realize it, but at this time, more than 55% of the American public have stopped consulting their family doctors and have started using alternative medicine.

I apologize again for being so dramatic, and for repeating myself, but I am 76 years old and in my years I have learned that people would rather hear the facts than someone “beating around the bush.” And what I say three times will usually be remembered—my fourth grade teacher told me that. Remember, MMS does not treat diseases, it aids the immune system.

There are millions of people who have such utter faith in modern medicine that they are not even willing to check the facts. In my 40 years in the health business I have watched a number of my friends die from cancer while being totally convinced that I was a confused man. They preferred to die rather than check my data. Two of my close relatives died rather than check my data. Please take the time to check the data on modern alternative medicine or test MMS for yourself.

I look forward to hearing how you have used MMS. Please write me or send me an email (see the copyright page for my contact information). Even if you don’t write me, please record all of the times that you treat yourself or others and the results you get. This information may be very important as time goes by.



Chapter 23

The Mechanisms of Oxidation of Chlorine Oxides

By Thomas Lee Hesselink, MD
Copyright © August 7th, 2007

Note: Please see the last paragraph of chapter 11.

Discovery

Jim Humble, a modern gold prospecting geologist, needed to travel to malaria-infested areas numerous times. He and his coworkers would, upon occasion, contract malaria. At times, access to modern medical treatment was absolutely unavailable. Under such dire circumstances it was found that a solution useful to sanitize drinking water was also effective in treating malaria if diluted and taken orally. Despite the fact that he had no formal medical training, Mr. Humble had the innate wisdom to experiment with various dosages and administration techniques. Out of such necessity, he invented an easy to use treatment for malaria, which was found to be rapidly effective in almost all cases [1].

References:

1. A possible solution to the malaria problem? Humble, J. *Libertarian Times*, May 9, 2005.

The Miracle Mineral Solution of the 21st Century

Materials and Methods

The procedure used by Mr. Humble follows: A 28% stock solution of 80% (technical grade) sodium chlorite (NaClO_2) is prepared. The remaining 20% is a mixture of the usual recipients necessary in the manufacture and stabilization of sodium chlorite powder or flake, including sodium chloride (NaCl) ~19%, sodium hydroxide (NaOH) < 1%, and sodium chlorate (NaClO_3) < 1%. The actual sodium chlorite present is therefore 22.4%. Using a large caliber dropper (25 drops per cc), the typical dose administered per treatment is 6 to 15 drops. In terms of milligrams of sodium chlorite, this calculates out to 9 mg per drop or 54 mg to 135 mg per treatment. Effectiveness is enhanced if prior to administration the selected drops are premixed with 2.5 to 5 cc of table vinegar or lime juice and allowed to react for 3 minutes. The acidified solution is then mixed into a glass of water or apple juice and taken orally. It can be taken on an empty stomach to enhance effectiveness, but this often causes nausea. Nausea is less likely to occur if food is present, such as 1 hour after meals. The vinegar (5% acetic acid) or lime juice (6 to 9% citric acid) neutralizes the sodium hydroxide and at the same time converts a small portion of the chlorite (ClO_2^-) to its conjugate acid known as chlorous acid (HClO_2). Under such conditions, some of the chlorous acid will oxidize other chlorite anions and gradually produce chlorine dioxide (ClO_2). Chlorine dioxide gives the solution a yellow tint, and smells exactly like chlorine.

Benefits

I first learned of Jim Humble's remarkable discovery in the fall of 2006. The idea that sodium chlorite or chlorine dioxide could kill parasites in vivo seemed immediately reasonable to me. It is well known that many disease-causing organisms are sensitive to oxidants. Various compounds classified as oxides of chlorine, such as sodium hypochlorite and chlorine dioxide, are already widely used as disinfectants. What is novel and exciting here is that

Mr. Humble's technique seems 1) easy to use, 2) fast acting, 3) successful, 4) apparently lacking in toxicity, and 5) affordable. If this treatment continues to prove effective, it could be used to help rid the world of one of the most devastating of all known plagues [1, 2]. I feel a tremendous amount of empathy for anyone with a debilitating febrile illness. I cannot forget how horrible I have felt whenever I have caught influenza. How much more miserable it must be to suffer like that again and again every 2 to 3 days, as happens with malaria. Millions of people suffer this way year round. One to 3 million people die from malaria every year, and most of them are children. Thus motivated, I sought to learn all I could about the chemistry of the oxides of chlorine. I wanted to understand their probable mechanisms of toxicity towards the causative agents of malaria (*Plasmodium* species) [3]. I wanted to check the available literature pertaining to issues of safety and risk to humans.

References:

1. Current status of malaria control. Tripathi, R.P., Mishra, R.C., Dwivedi, N., Tewari, N., Verma, S.S. *Curr Med Chem*, 12(22): 2643-2659, 2005.
2. Current status and progresses made in malaria chemotherapy. Linares, G.E., Rodriguez, J.B. *Curr Med Chem*, 14(3): 289-314, 2007.
3. An overview of chemotherapeutic targets for antimalarial drug discovery. Olliaro, P.L., Yuthavong, Y. *Pharmacol Ther*, 81(2): 91-110, Feb 1999.

Oxidants as Physiologic Agents

I was already very familiar with most of the other known medicinally useful oxidants, for example, hydrogen peroxide, zinc peroxide, various quinones, various glyoxals, ozone, ultraviolet light, hyperbaric oxygen, benzoyl peroxide, artemisinin, methylene blue, allicin, iodine, and permanganate. I had taught numerous seminars on their use and explained their mechanisms of action on the biochemical level. Oxidants are atoms or molecules that take up electrons. Reductants are atoms or molecules that donate electrons to oxidants.

Low-dose oxidant exposure to living red blood cells induces a change in oxyhemoglobin (Hb-O₂) activity so that more oxygen (O₂) is released to tissues throughout the body [1]. Hyperbaric oxygenation (oxygen under pressure) is 1) a powerful detoxifier against carbon monoxide; 2) a powerful support for natural healing in burns, crush injuries, and ischemic strokes; and 3) an effective aid in the treatment of most bacterial infections.

Taken internally, intermittently, and in low doses, many oxidants have been found to be powerful immune stimulants. Exposure of live blood to ultraviolet light has similar immune enhancing effects. These treatments work through a natural physiologic trigger mechanism, which induces peripheral white blood cells to express and release cytokines. These cytokines serve as an alarm system to increase cellular attack against pathogens and to down-regulate allergic reactions.

Activated cells of the immune system produce strong oxidants naturally as part of the inflammatory process at sites of infection or cancer to rid the body of these diseases. One such natural defense oxidant is hydrogen peroxide (H₂O₂). Another is peroxynitrate (-OONO), the coupled product of superoxide (*OO-) and nitric oxide (*NO) radicals. Yet another is hypochlorous acid (HOCl), the conjugate acid of sodium hypochlorite (NaClO).

References:

1. Decreased level of 2,3-diphosphoglycerate and alteration of structural integrity in erythrocytes infected with *Plasmodium falciparum* invitro. Dubey, M.L., Hegde, R., Ganguly, N.K., Mahajan, R.C. *Mol Cell Biochem*, 246(1-2): 137-141, Apr 2003.

Oxidants and Disinfectants

Various strong oxidants are widely used as disinfectants [4, 11, 12, 13, 28]. All bacteria have been shown to be incapable of growing in any medium in which the oxidants (electron grabbers) out-number the reductants (electron donors) [29]. Thus, oxidants are at least bacteriostatic and at most bactericidal [27]. Some oxidants, such as iodine, various peroxides, and permanganate are applied topically to the skin to treat or to prevent infections caused by bacteria or fungi. Chlorine dioxide has been used for this purpose [15].

Hypochlorites (ClO^-) are commonly used as bleaching agents, as swimming pool sanitizers, and as disinfectants. Chlorine dioxide (ClO_2) and ozone (O_3) are effective disinfectants for public water supplies and are often used for that purpose [9,14]. Sodium chlorite (NaClO_2) solutions have long been used as mouth washes to rapidly eliminate mouth odors and oral bacteria. Acidified sodium chlorite is FDA approved as a spray in the meat packing industry to sanitize meat [1, 2, 8, 10, 26]. Farmers use it to cleanse the udders of cows to prevent mastitis [5, 6, 7] and to rid eggs of pathogenic bacteria. Chlorine dioxide kills many viruses [16, 17, 18, 19, 20, 21, 22, 23, 24, 25]. Acidified sodium chlorite is even used to sanitize vegetables [3]. Research has been conducted using dilute solutions of sodium chlorite internally to treat fungal infections, chronic fatigue, and cancer. However, little has been published in that regard.

The Miracle Mineral Solution of the 21st Century

References:

1. Effects of carcass washing systems on campylobacter contamination in large broiler processing plants. Bashor, M.P. Master's Thesis, North Carolina State University, Dec 2002.
2. Research project outline #4111. Cutter, C.N., Penn State Univ, Nov 2005.
3. Review - Application of acidified sodium chlorite to improve the food hygiene of lightly fermented vegetables. Inatsu, Y., Bari, L., Kawamoto S. *JARC*, 41(1): 17-23, 2007.
4. Antiseptics and disinfectants: Activity, action, and resistance. McDonnell G., Russell, A. D. *Clinical Microbiology Reviews*, 12: 147-179, Jan 1999.
5. Efficacy of two barrier teat dips containing chlorous acid germicides against experimental challenge ... Boddie, R. L., Nickerson, S. C., Kemp, G. K. *Journal of Dairy Science*, 77 (10): 3192-3197, 1994.
6. Evaluation of a chlorous experimental and natural acid chlorine dioxide teat dip under experimental and natural exposure conditions. Drechsler, P.A., Wildman, E. E., Pankey, J. W. *Journal of Dairy Science*, 73 (8): 2121, 1990.
7. Preventing bovine mastitis by a postmilking teat disinfectant containing acidified sodium chlorite. Hillerton, J.E., Cooper, J., Morelli, J. *Journal of Dairy Science*, 90: 1201-1208, 2007.
8. Validation of the use of organic acids and acidified sodium chlorite to reduce Escherichia coli O157 and Salmonella typhimurium in beef trim and ground beef in a simulated processing environment. Harris, K., Miller, M.F., Loneragan, G.H., Brashears, M.M. *J Food Prot*, 69(8): 1802-1807, Aug 2006.
9. Disinfectant efficacy of chlorite and chlorine dioxide in drinking water biofilms. Gagnon, G.A., Rand, J.L., O'Leary,

- K.C., Rygel, A.C., Chauret, C., Andrews, R.C. *Water Research*, 39(9): 1809-1817, May 2005.
10. Decreased dosage of acidified sodium chlorite reduces microbial contamination and maintains organoleptic qualities of ground beef products. Bosilevac, J.M., Shackelford, S.D., Fahle, R., Biela, T., Koohmaraie, M. *J Food Prot*, 67(10): 2248-2254, Oct 2004.
 11. Treatment with oxidizing agents damages the inner membrane of spores of *Bacillus subtilis* and sensitizes spores to subsequent stress. Cortezzo, D.E., Koziol-Dube, K., Setlow, B., Setlow, P. *J Appl Microbiol*, 97(4): 838-852, 2004.
 12. Mechanisms of killing of *Bacillus subtilis* spores by hypochlorite and chlorine dioxide. Young, S.B., Setlow, P. *J Appl Microbiol*, 95(1): 54-67, 2003.
 13. Inactivation of bacteria by Purogene. Harakeh, S., Illescas, A., Matin, A. *J Appl Bacteriol*, 64(5): 459-463, May 1998.
 14. The inhibitory effect of Alcide, an antimicrobial drug, on protein synthesis in *Escherichia coli*. Scatina, J., Abdel-Rahman, M.S., Goldman, E. *J Appl Toxicol*, 5(6): 388-394, Dec 1985.
 15. Clinical and microbiological efficacy of chlorine dioxide in the management of chronic atrophic candidiasis: an open study. Mohammad, A.R., Giannini, P.J., Preshaw, P.M., Alliger, H. *Int Dent J*, 54(3): 154-158, Jun 2004.
 16. Degradation of the Poliovirus 1 genome by chlorine dioxide. Simonet, J., Gantzer, C. *J Appl Microbiol*, 100(4): 862-870, Apr 2006.
 17. Inactivation of enteric adenovirus and feline calicivirus by chlorine dioxide. Thurston-Enriquez, J.A., Haas, C.N., Jacangelo, J., Gerba, C.P. *Appl Environ Microbiol*, 71(6): 3100-3105, Jun 2005.
 18. Mechanisms of inactivation of hepatitis A virus in water by chlorine dioxide. Li, J.W., Xin, Z.T., Wang, X.W., Zheng, J.L.,

The Miracle Mineral Solution of the 21st Century

Chao, F.H. *Water Res*, 38(6): 1514-1519, Mar 2004.

19. Virucidal efficacy of four new disinfectants. Eleraky, N.Z., Potgieter, L.N., Kennedy, M.A. *J Am Anim Hosp Assoc*, 38(3): 231-234, May-Jun 2002.
20. Chlorine dioxide sterilization of red blood cells for transfusion, additional studies. Rubinstein, A., Chanh, T., Rubinstein, D.B. *Int Conf AIDS*, 10: 235 (abstract no. PB0953). U.S.C. School of Medicine, Los Angeles, Aug 7-12 1994.
21. Inactivation of human immunodeficiency virus by a medical waste disposal process using chlorine dioxide. Farr, R.W., Walton, C. *Infect Control Hosp Epidemiol*, 14(9):527-529, Sep 1993.
22. Inactivation of human and simian rotaviruses by chlorine dioxide. Chen, Y.S., Vaughn, J.M. *Appl Environ Microbiol*, 56(5): 1363-1366, May 1990.
23. Disinfecting capabilities of oxychlorine compounds. Noss, C.I., Olivieri, V.P. *Appl Environ Microbiol*, 50(5): 1162-1164, Dec 1985.
24. Mechanisms of inactivation of poliovirus by chlorine dioxide and iodine. Alvarez, M.E., O'Brien, R.T. *Appl Environ Microbiol*, 44(5):1064-1071, Nov 1982.
25. A comparison of the virucidal properties of chlorine, chlorine dioxide, bromine chloride and iodine. Taylor, G.R., Butler, M. *J Hyg (Lond)*, 89(2): 321-328, Oct 1982.
26. The evaluation of antimicrobial treatments for poultry carcasses. European Commission Health & Consumer Protection Directorate – General, April 2003.
27. Role of oxidants in microbial pathophysiology. Miller, R.A., Britigan, B. E. *Clinical Microbiology Reviews*, 10(1):1-18, Jan 1997.
28. *Pure Water Handbook*, (2nd ed.). Osmonics, Inc. Minnetonka, Minnesota, 1997.

29. Oxidation-reduction potentials in bacteriology and biochemistry, (6th ed). Hewitt, F.; E. & S. Livingston Ltd., 1950.

Malaria is Oxidant Sensitive

From November 2006 through May of 2007 I spent hundreds of hours searching for biochemical and medical literature pertaining to the biochemistry of Plasmodia. Four species are commonly pathogenic in humans, namely *Plasmodium vivax*, *Plasmodium falciparum*, *Plasmodium ovale*, and *Plasmodium malariae*. What I found was an abundance of confirmation that, just like bacteria, Plasmodia are indeed quite sensitive to oxidants [15]. Examples of oxidants toxic to Plasmodia include artemisinin [16, 27, 36, 41], atovaquone [48], menadione, and methylene blue [29, 47]. Also, like bacteria and tumor cells, the ability of Plasmodia to live and grow depends heavily upon an internal abundance of thiol compounds [38, 55], also known as sulfhydryl compounds (RSH). Thiols as a class behave as reductants (electron donors). Thus, they are notoriously sensitive to oxidation and are rapidly reactive with oxides of chlorine, including sodium chlorite (NaClO_2) and chlorine dioxide (ClO_2), the very agents present in Mr. Humble's solution. The products of oxidation of thiols using various oxides of chlorine are disulfides (RSSR), disulfide monoxides (RSSOR), sulfenic acids (RSOH), sulfinic acids (RSO_2H), and sulfonic acids (RSO_3H). None of these can support the life processes of the parasite. Upon sufficient removal of the parasite's life sustaining thiols by oxidation, the parasite rapidly dies. The thiols (RSH) upon which survival of *Plasmodium* species heavily depend include lipoic acid & dihydrolipoic acid [1, 2, 3, 5, 7, 8, 10, 11], coenzyme A & acyl carrier protein [6, 9, 12, 39, 43], glutathione [4, 19, 26, 32, 35, 37], glutathione reductase [33, 34, 42], glutathione-S-transferase [24, 30, 49, 50, 52, 53], peroxiredoxin [40, 56, 57, 58, 59, 60, 61, 62, 63, 65, 66, 67], thioredoxin [20, 21, 22, 25, 44, 64], glutaredoxin [31,45],

The Miracle Mineral Solution of the 21st Century

plasmoredoxin [28], thioredoxin reductase [23, 46], ornithine decarboxylase, and falcipain [13, 14, 17, 18, 51, 54].

References:

1. The plasmodial apicoplast was retained under evolutionary selective pressure to assuage blood stage oxidative stress. *Toler S Med Hypotheses*, 65(4): 683-690, 2005.
2. Scavenging of the cofactor lipoate is essential for the survival of the malaria parasite *Plasmodium falciparum*. Allary, M., Lu, J.Z., Zhu, L., Prigge, S.T. *Mol Microbiol*, 63(5):1331-1344, Mar 2007; *Epub*, Jan 22, 2007.
3. *Plasmodium falciparum* possesses organelle-specific alpha- keto acid dehydrogenase complexes and lipoylation pathways. Günther, S., McMillan, P.J., Wallace, L.J., Müller, S. *Biochem Soc Trans*, 33(Pt 5): 977-980, Nov 2005.
4. Characterization of the glyoxalases of the malaria parasite *Plasmodium falciparum* and comparison with their human counterparts. Akoachere, M., Iozef, R., Rahlfs, S., Deponte, M., Mannervik, B., Creighton, D.J., Schirmer, H., Becker, K. *Biol Chem*, 386(1): 41-52, Jan 2005.
5. The malaria parasite *Plasmodium falciparum* has only one pyruvate dehydrogenase complex, which is located in the apicoplast. Foth, B.J., Stimmler, L.M., Handman, E., Crabb, B.S., Hodder, A.N., McFadden, G.I. *Mol Microbiol*, 55(1): 39-53, Jan 2005. Comment in *Mol Microbiol*, 55(1): 1-4, Jan 2005.
6. Fatty acid biosynthesis as a drug target in apicomplexan parasites. Goodman, C.D., McFadden, G.I. *Curr Drug Targets*, 8(1): 15-30, Jan 2007.
7. The human malaria parasite *Plasmodium falciparum* possesses two distinct dihydrolipoamide dehydrogenases. McMillan, P.J., Stimmler, L.M., Foth, B.J., McFadden, G.I., Müller, S. *Mol Microbiol*, 55(1): 27-38, Jan 2005. Comment in *Mol Microbiol*, 55(1): 1-4, Jan 2005.

8. The human malaria parasite *Plasmodium falciparum* has distinct organelle-specific lipoylation pathways. Wrenger, C., Müller, S. *Mol Microbiol*, 53(1): 103-113, Jul 2004.
9. Apicoplast fatty acid biosynthesis as a target for medical intervention in apicomplexan parasites. Gornicki, P. *Int J Parasitol*, 33(9): 885-896, Aug 2003.
10. Apicomplexan parasites contain a single lipoic acid synthase located in the plastid. Thomsen-Zieger, N., Schachtner, J., Seeber, F. *FEBS Lett*, 547(1-3): 80-86, Jul 17, 2003.
11. Biosynthetic pathways of plastid-derived organelles as potential drug targets against parasitic apicomplexa. Seeber, F. *Curr Drug Targets Immune Endocr Metabol Disord*, 3(2): 99-109, Jun 2003.
12. A type II pathway for fatty acid biosynthesis presents drug targets in *Plasmodium falciparum*. Waller, R.F., Ralph, S.A., Reed, M.B., Su, V., Douglas, J.D., Minnikin, D.E., Cowman, A.F., Besra, G.S., McFadden, G.I. *Antimicrob Agents Chemother*, 47(1): 297-301, Jan 2003.
13. Gene disruption confirms a critical role for the cysteine protease falcipain-2 in hemoglobin hydrolysis by *Plasmodium falciparum*. Sijwali, P.S., Rosenthal, P.J. *Proc Natl Acad Sci USA*, 101(13): 4384-4389, Mar 30, 2004.
14. *Plasmodium falciparum* cysteine protease falcipain-2 cleaves erythrocyte membrane skeletal proteins at late stages of parasite development. Hanspal, M., Dua, M., Takakuwa, Y., Chishti, A.H., Mizuno, A. *Blood*, 100(3): 1048-1054, Aug 2002.
15. Double-drug development against antioxidant enzymes from *Plasmodium falciparum*. Biot, C., Dessolin, J., Grellier, P., Davioud-Charvet, E. *Redox Rep*, 8(5): 280-283, 2003.
16. Mechanism-based design of parasite-targeted artemisinin derivatives: synthesis and antimalarial activity of new diamine containing analogues. Hindley, S., Ward, S.A., Storr, R.C.,

The Miracle Mineral Solution of the 21st Century

- Searle, N.L., Bray, P.G., Park, B.K., Davies, J., O'Neill, P.M. *J Med Chem*, 45(5):1052-1063, Feb 2002.
17. Expression and characterization of the Plasmodium falciparum haemoglobinase falcipain-3. Sijwali, P.S., Shenai, B.R., Gut, J., Singh, A., Rosenthal, P. J. *Biochem J*, 360(Pt 2): 481-489, Dec 2001.
 18. Characterization of native and recombinant falcipain-2, a principal trophozoite cysteine protease and essential hemoglobinase of Plasmodium falciparum. Shenai, B.R., Sijwali, P.S., Singh, A., Rosenthal, P.J. *J Biol Chem*, 275(37): 29000-29010, Sep 2000.
 19. Glutathione – functions and metabolism in the malaria parasite Plasmodium falciparum. Becker, K., Rahlfs, S., Nickel, C., Schirmer, R.H. *Biol Chem*, 384(4): 551-566, Apr 2003.
 20. The thioredoxin system of the malaria parasite Plasmodium falciparum: Glutathione reduction revisited. Kanzok, S.M., Schirmer, R.H., Turbachova, I., Iozef, R., Becker, K. *J Biol Chem*, 275(51): 40180-40186, Dec 2000.
 21. Thioredoxin networks in the malaria parasite Plasmodium falciparum. Nickel, C., Rahlfs, S., Deponte, M., Koncarevic, S., Becker, K. *Antioxid Redox Signal*, 8(7-8): 1227-1239, Jul-Aug 2006.
 22. Thioredoxin and glutathione system of malaria parasite Plasmodium falciparum. Müller, S., Gilberger, T.W., Krnajski, Z., Luersen, K., Meierjohann, S., Walter, R.D. *Protoplasma*, 217(1-3): 43-49, 2001.
 23. Thioredoxin reductase and glutathione synthesis in Plasmodium falciparum. Müller S. *Redox Rep*. 8(5): 251-255, 2003.
 24. Glutathione S-transferase of the malaria parasite Plasmodium falciparum: characterization of a potential drug target. Harwaldt, P., Rahlfs, S., Becker, K. *Biol Chem*, 383(5): 821-830, May 2002.

25. Plasmodium falciparum thioredoxins and glutaredoxins as central players in redox metabolism. Rahlfs, S., Nickel, C., Deponte, M., Schirmer, R.H., Becker, K. *Redox Rep*, 8(5):246-250, 2003.
26. Plasmodium falciparum-infected red blood cells depend on a functional glutathione de novo synthesis attributable to an enhanced loss of glutathione. Lüersen K., Walter, R.D., Müller S. *Biochem J*, 346 (Pt 2): 545-552, Mar 2000.
27. Proposed reductive metabolism of artemisinin by glutathione transferases in vitro. Mukanganyama, S., Naik, Y.S., Widersten, M., Mannervik, B., Hasler, J.A. *Free Radic Res*, 35(4): 427-434, Oct 2001.
28. Plasmoredoxin, a novel redox-active protein unique for malarial parasites. Becker, K., Kanzok, S.M., Iozef, R., Fischer, M., Schirmer, R.H., Rahlfs, S. *Eur J Biochem*, 270(6): 1057-1064, Mar 2003.
29. Methylene blue as an antimalarial agent. Schirmer, R.H., Coulibaly, B., Stich, A., Scheiwein, M., Merkle, H., Eubel, J., Becker, K., Becher, H., Müller, O., Zich, T., Schiek, W., Kouyatè, B. *Redox Rep*, 8(5): 272-275, 2003.
30. Glutathione S-transferase from malarial parasites: Structural and functional aspects. Deponte, M., Becker, K. *Methods Enzymol*, 401: 241-253, 2005.
31. Plasmodium falciparum possesses a classical glutaredoxin and a second, glutaredoxin-like protein with a PICOT homology domain. Rahlfs, S., Fischer, M., Becker, K. *J Biol Chem*, 276(40): 37133-37140, Oct 2001.
32. Characterization of the glyoxalases of the malaria parasite Plasmodium falciparum and comparison with their human counterparts. Akoachere, M., Iozef, R., Rahlfs, S., Deponte, M., Mannervik, B., Creighton, D.J., Schirmer, H., Becker, K. *Biol Chem*, 386(1): 41-52, Jan 2005.

33. Glutathione reductase-deficient erythrocytes as host cells of malarial parasites. Zhang, Y., König, I., Schirmer, R.H. *Biochem Pharmacol*, 37(5): 861-865, Mar 1988.
34. Glutathione reductase of the malaria parasite *Plasmodium falciparum*: Crystal structure and inhibitor development. Sarma, G.N., Savvides, S.N., Becker, K., Schirmer, M., Schirmer, R.H., Karplus, P.A. *J Mol Biol*, 328(4): 893-907, May 2003.
35. Glutathione synthetase from *Plasmodium falciparum*. Meierjohann, S., Walter, R.D., Müller, S. *Biochem J*, 63(Pt 3): 833-838, May 2002.
36. Effect of dihydroartemisinin on the antioxidant capacity of *P. falciparum*-infected erythrocytes. Ittarat, W., Sreepian, A., Srisarin, A., Pathepchotivong, K. *Southeast Asian J Trop Med Public Health*, 34(4): 744-750, Dec 2003.
37. Ceramide mediates growth inhibition of the *Plasmodium falciparum* parasite. Pankova-Kholmyansky, I., Dagan, A., Gold, D., Zaslavsky, Z., Skutelsky, E., Gatt, S., Flescher, E. *Cell Mol Life Sci*, 60(3): 577-587, Mar 2003.
38. Thiol-based redox metabolism of protozoan parasites. Müller, S., Liebau, E., Walter, R.D., Krauth-Siegel, R.L. *Trends Parasitol*, 19(7): 320-328, Jul 2003. Comment in *Trends Parasitol*, 20(2): 58-59, Feb 2004.
39. Recombinant expression and biochemical characterization of the unique elongating beta-ketoacyl-acyl carrier protein synthase involved in fatty acid biosynthesis of *Plasmodium falciparum* using natural and artificial substrates. Lack, G., Homberger-Zizzari, E., Folkers, G., Scapozza, L., Perozzo, R. *J Biol Chem*. 281(14): 9538-9546, Apr 2006.
40. Roles of 1-Cys peroxiredoxin in haem detoxification in the human malaria parasite *Plasmodium falciparum*. Kawazu, S., Ikenoue, N., Takemae, H., Komaki-Yasuda, K., Kano, S. *FEBS J*, 272(7): 1784-1791, Apr 2005.

41. Evidence that haem iron in the malaria parasite is not needed for the antimalarial effects of artemisinin. Parapini, S., Basilico, N., Mondani, M., Oliaro, P., Taramelli, D., Monti, D. *FEBS Lett*, 575(1-3): 91-94, Sep 2004.
42. Kinetic characterization of glutathione reductase from the malaria parasite *Plasmodium falciparum*: Comparison with the human enzyme. Bohme, C.C., Arscott, L.D., Becker, K., Schirmer, R.H., Williams, C.H., Jr. *J Biol Chem*. 275(48): 37317-37323, Dec 2000.
43. Identification, characterization, and inhibition of *Plasmodium falciparum* beta-hydroxyacyl-acyl carrier protein dehydratase (FabZ). Sharma, S.K., Kapoor, M., Ramya, T.N., Kumar, S., Kumar, G., Modak, R., Sharma, S., Surolia, N., Surolia, A. *J Biol Chem*, 278(46): 45661-45671, Nov 2003.
44. The thioredoxin system of *Plasmodium falciparum* and other parasites. Rahlfs, S., Schirmer, R.H., Becker, K. *Cell Mol Life Sci*, 59(6): 1024-1041, Jun 2002.
45. *Plasmodium falciparum* glutaredoxin-like proteins. Deponte, M., Becker, K., Rahlfs, S. *Biol Chem*, 386(1): 33-40, Jan 2005.
46. Specific inhibitors of *Plasmodium falciparum* thioredoxin reductase as potential antimalarial agents. Andricopulo, A.D., Akoachere, M.B., Krogh, R., Nickel, C., McLeish, M.J., Kenyon, G.L., Arscott, L.D., Williams, C.H., Jr., Davioud-Charvet, E., Becker, K. *Bioorg Med Chem Lett*, 16(8): 2283-2292, Apr 2006.
47. Recombinant *Plasmodium falciparum* glutathione reductase is inhibited by the antimalarial dye methylene blue. Färber, P.M., Arscott, L.D., Williams, C.H., Jr., Becker, K., Schirmer, R.H. *FEBS Lett*, 422(3): 311-314, Feb 1998.
48. The multiple roles of the mitochondrion of the malaria parasite. Krungrai, J. *Parasitology*, 129(Pt 5): 511-524, Nov 2004.
49. The glutathione S-transferase from *Plasmodium falciparum*. Liebau, E., Bergmann, B., Campbell, A.M., Teesdale-Spittle, P.,

The Miracle Mineral Solution of the 21st Century

- Brophy, P.M., Lüersen, K., Walter, R.D. *Mol Biochem Parasitol*, 124(1-2): 85-90, Sep-Oct 2002.
50. Glutathione S-transferases and related proteins from pathogenic human parasites behave as immunomodulatory factors. Ouaisi, A., Ouaisi, M., Sereno, D. *Immunol Lett*, 81(3): 159-164, May 2002.
51. Reducing requirements for hemoglobin hydrolysis by *Plasmodium falciparum* cysteine proteases. Shenai, B.R., Rosenthal, P.J. *Mol Biochem Parasitol*, 122(1): 99-104, Jun 2002.
52. *Plasmodium falciparum* glutathione S-transferase: Structural and mechanistic studies on ligand binding and enzyme inhibition. Hiller, N., Fritz-Wolf, K., Deponte, M., Wende, W., Zimmermann, H., Becker, K. *Protein Sci*, 15(2): 281-289, Feb 2006; *Epub*, Dec 29, 2005.
53. Cooperativity and pseudo-cooperativity in the glutathione S-transferase from *Plasmodium falciparum*. Liebau, E., De Maria, F., Burmeister, C., Perbandt, M., Turella, P., Antonini, G., Federici, G., Giansanti, F., Stella, L., Lo Bello, M., Caccuri, A.M., Ricci, G. *J Biol Chem*, 280(28): 26121-26128, Jul 2005.
54. Cysteine proteases of malaria parasites. Rosenthal, P.J. *Int J Parasitol*, 34(13-14): 1489-1499, Dec 2004.
55. The thiol-based redox networks of pathogens: Unexploited targets in the search for new drugs. Jaeger, T., Flohe, L., Flohé, L. *Biofactors*, 27(1-4): 109-120, 2006.
56. Structural and biochemical characterization of a mitochondrial peroxiredoxin from *Plasmodium falciparum*. Boucher, I.W., McMillan, P.J., Gabrielsen, M., Akerman, S.E., Brannigan, J.A., Schnick, C., Brzozowski, A.M., Wilkinson, A.J., Muller, S., Müller, S. *Mol Microbiol*, 61(4): 948-59, Aug 2006.
57. 2-Cys Peroxiredoxin TPx-1 is involved in gametocyte development in *Plasmodium berghei*. Yano, K., Komaki-

- Yasuda, K., Tsuboi, T., Torii, M., Kano, S., Kawazu, S. *Mol Biochem Parasitol*, 148(1): 44-51, Jul 2006.
58. Plasmodium falciparum 2-Cys peroxiredoxin reacts with plasmoredoxin and peroxynitrite. Nickel, C., Trujillo, M., Rahlfs, S., Deponte, M., Radi, R., Becker, K. *Biol Chem*, 386(11): 1129-1136, Nov 2005.
59. Expression of mRNAs and proteins for peroxiredoxins in Plasmodium falciparum erythrocytic stage. Yano, K., Komaki-Yasuda, K., Kobayashi, T., Takemae, H., Kita, K., Kano, S., Kawazu, S. *Parasitol Int*, 54(1): 35-41, Mar 2005.
60. Crystal structure of a novel Plasmodium falciparum 1-Cys peroxiredoxin. Sarma, G.N., Nickel, C., Rahlfs, S., Fischer, M., Becker, K., Karplus, P.A. *J Mol Biol*, 346(4): 1021-1034, Mar 2005.
61. 2-Cys peroxiredoxin PfTrx-Px1 is involved in the antioxidant defence of Plasmodium falciparum. Akerman, S.E., Müller, S. *Mol Biochem Parasitol*, 130(2): 75-81, Aug 2003.
62. Expression profiles of peroxiredoxin proteins of the rodent malaria parasite Plasmodium yoelii. Kawazu, S., Nozaki, T., Tsuboi, T., Nakano, Y., Komaki-Yasuda, K., Ikenoue, N., Torii, M., Kano, S. *Int J Parasitol*, 33(13): 1455-1461, Nov 2003.
63. Disruption of the Plasmodium falciparum 2-Cys peroxiredoxin gene renders parasites hypersensitive to reactive oxygen and nitrogen species. Komaki-Yasuda, K., Kawazu, S., Kano, S. *FEBS Lett*, 547(1-3): 140-144, Jul 2003.
64. Thioredoxin, thioredoxin reductase, and thioredoxin peroxidase of malaria parasite Plasmodium falciparum. Kanzok, S.M., Rahlfs, S., Becker, K., Schirmer, R.H. *Methods Enzymol*, 347: 370-381, 2002.
65. Molecular characterization of a 2-Cys peroxiredoxin from the human malaria parasite Plasmodium falciparum. Kawazu, S., Komaki, K., Tsuji, N., Kawai, S., Ikenoue, N., Hatabu, T.,

The Miracle Mineral Solution of the 21st Century

Ishikawa, H., Matsumoto, Y., Himeno, K., Kano, S. *Mol Biochem Parasitol*, 116(1): 73-79, Aug 2001.

66. Isolation and functional analysis of two thioredoxin peroxidases (peroxiredoxins) from *Plasmodium falciparum*. Krnajska, Z., Walter, R.D., Müller, S. *Mol Biochem Parasitol*, 113(2): 303-308, Apr 2001.
67. Thioredoxin peroxidases of the malaria parasite *Plasmodium falciparum*. Rahlfs, S., Becker, K. *Eur J Biochem*, 268(5): 1404-1409, Mar 2001.

Heme Is an Oxidant Sensitizer

Of particular relevance to treating malaria is the fact that Plasmodial trophozoites living inside red blood cells digest hemoglobin as their preferred protein source [8, 13]. They accomplish this by ingesting hemoglobin into an organelle known as the "acid food vacuole" [3, 16]. Incidentally, the high concentration of acid in this organelle could serve as an additional site of conversion of chlorite (ClO_2^-) to the more active chlorine dioxide (ClO_2) right inside the parasite.

Next, falcipain (a hemoglobin digesting enzyme) hydrolyzes hemoglobin protein to release its nutritional amino acids [4, 5, 6, 26, 27]. A necessary byproduct of this digestion is the release of 4 heme molecules from each hemoglobin molecule digested [1]. Free heme (also known as ferriprotoporphyrin) is redox active and can react with ambient oxygen (O_2), an abundance of which is always present in red blood cells. This produces superoxide radicals (*OO^-), hydrogen peroxide (H_2O_2), and other reactive oxidant toxic species [2, 7, 9, 10, 11, 12, 14, 15, 20]. These can rapidly poison the parasite internally.

To protect itself against this dangerous side effect of eating blood protein, Plasmodia must continuously and rapidly eliminate heme [18, 22]. This is accomplished by two methods. Firstly, heme is polymerized, producing hemozoin [19, 21, 23, 24]. Secondly,

heme is metabolized in a detoxification process that requires reduced glutathione (GSH) [17, 25]. Therefore, any method that limits the availability of reduced glutathione (including exposure to oxidants) will cause a toxic buildup of heme inside the parasite cells. Since sodium chlorite and chlorine dioxide readily oxidize glutathione, heme detoxification is inhibited. As these are the exact agents used in Mr. Humble's treatment, the observed effect of killing Plasmodia should be expected.

References:

1. In vitro activity of riboflavin against the human malaria parasite *Plasmodium falciparum*. Akompong, T., Ghori, N., Haldar, K. *Antimicrob Agents Chemother*, 44(1): 88-96, Jan 2000.
2. Potentiation of an antimalarial oxidant drug. Winter, R.W., Ignatushchenko, M., Ogundahunsi, O.A., Cornell, K.A., Oduola, A.M., Hinrichs, D.J., Riscoe, M.K. *Antimicrob Agents Chemother*, 41(7): 1449-1454, Jul 1997.
3. Hemoglobin degradation. Goldberg, D.E. *Curr Top Microbiol Immunol*, 295: 275-291, 2005
4. Development of cysteine protease inhibitors as chemotherapy for parasitic diseases: Insights on safety, target validation, and mechanism of action. McKerrow, J.H. *Int J Parasitol*, 29(6): 833-837, Jun 1999.
5. Cysteine proteases of malaria parasites: Targets for chemotherapy. Rosenthal, P.J., Sijwali, P.S., Singh, A., Shenai, B.R. *Curr Pharm Des*, 8(18): 1659-1672, 2002.
6. Proteases of malaria parasites: New targets for chemotherapy. Rosenthal, P.J. *Emerg Infect Dis*, 4(1): 49-57, Jan-Mar 1998.
7. Hemoglobin metabolism in the malaria parasite *Plasmodium falciparum*. Francis, S.E., Sullivan, D.J., Jr., Goldberg, D.E. *Annu Rev Microbiol*, 51: 97-123, 1997.

The Miracle Mineral Solution of the 21st Century

8. Plasmodium falciparum: Inhibitors of lysosomal cysteine proteinases inhibit a trophozoite proteinase and block parasite development. Rosenthal, P.J., McKerrow, J.H., Rasnick, D., Leech, J.H. *Mol Biochem Parasitol*, 35(2): 177-183, Jun 1989.
9. Identification and characterization of heme-interacting proteins in the malaria parasite, Plasmodium falciparum. Campanale, N., Nickel, C., Daubenberger, C.A., Wehlan, D.A., Gorman, J.J., Klonis, N., Becker, K., Tilley, L. *J Biol Chem*, 278(30): 27354-27361, Jul 2003.
10. The redox status of malaria-infected erythrocytes: An overview with an emphasis on unresolved problems. Ginsburg, H., Atamna, H. *Parasite*, 1(1): 5-13, Mar 1994.
11. Redox and antioxidant systems of the malaria parasite Plasmodium falciparum. Müller, S. *Mol Microbiol*, 53(5): 1291-1305, Sep 2004.
12. Origin of reactive oxygen species in erythrocytes infected with Plasmodium falciparum. Atamna, H., Ginsburg, H. *Mol Biochem Parasitol*, 61(2): 231-241, Oct 1993. Erratum in *Mol Biochem Parasitol*, 63(2): 312, Feb 1994.
13. Intraerythrocytic Plasmodium falciparum utilizes only a fraction of the amino acids derived from the digestion of host cell cytosol for the biosynthesis of its proteins. Krugliak, M., Zhang, J., Ginsburg, H. *Mol Biochem Parasitol*, 119(2): 249-256, Feb 2002.
14. Oxidative stress in malaria parasite-infected erythrocytes: Host-parasite interactions. Becker, K., Tilley, L., Vennerstrom, J.L., Roberts, D., Rogerson, S., Ginsburg, H. *Int J Parasitol*, 34(2): 163-189, Feb 2004.
15. Clotrimazole binds to heme and enhances heme-dependent hemolysis: Proposed antimalarial mechanism of clotrimazole. Huy, N.T., Kamei, K., Yamamoto, T., Kondo, Y., Kanaori, K., Takano, R., Tajima, K., Hara, S. *J Biol Chem*, 277(6): 4152-4158, Feb 2002.

16. Acidification of the malaria parasite's digestive vacuole by a H⁺-ATPase and a H⁺-pyrophosphatase. Saliba, K.J., Allen, R.J., Zissis, S., Bray, P.G., Ward, S.A., Kirk, K. *J Biol Chem*, 278(8): 5605-5612, Feb 2003.
17. A non-radiolabeled heme-GSH interaction test for the screening of antimalarial compounds. Garavito, G., Monje, M.C., Maurel, S., Valentin, A., Nepveu, F., Deharo, E. *Exp Parasitol*, 116(3): 311-313, Jan 2007.
18. Effect of antifungal azoles on the heme detoxification system of malaria parasite. Huy, N.T., Kamei, K., Kondo, Y., Serada, S., Kanaori, K., Takano, R., Tajima, K., Hara, S. *J Biochem (Tokyo)*, 131(3): 437-444, Mar 2002.
19. Malarial haemozoin/beta-haematin supports haem polymerization in the absence of protein. Dorn, A., Stoffel, R., Matile, H., Bubendorf, A., Ridley, R.G. *Nature*, 374(6519): 269-271, Mar 1995.
20. Illumination of the malaria parasite *Plasmodium falciparum* alters intracellular pH: Implications for live cell imaging. Wissing, F., Sanchez, C.P., Rohrbach, P., Ricken, S., Lanzer, M. *J Biol Chem*, 277(40): 37747-37755, Oct 2002.
21. *Plasmodium falciparum* histidine-rich protein-2 (PfHRP2) modulates the redox activity of ferri-protoporphyrin IX (FePPIX): Peroxidase-like activity of the PfHRP2-FePPIX complex. Mashima, R., Tilley, L., Siomos, M.A., Papalexis, V., Raftery, M.J., Stocker, R. *J Biol Chem*, 277(17): 14514-14520, Apr 2002.
22. Chloroquine: Some open questions on its antimalarial mode of action and resistance. Ginsburg, H., Krugliak, M. *Drug Resist Update*, 2(3): 180-187, Jun 1999.
23. A physiochemical mechanism of hemozoin (beta-hematin) synthesis by malaria parasite. Tripathi, A.K., Garg, S.K., Tekwani, B.L. *Biochem Biophys Res Commun*, 290(1): 595-601, Jan 2002.

The Miracle Mineral Solution of the 21st Century

24. Histidine-rich protein 2 of the malaria parasite, *Plasmodium falciparum*, is involved in detoxification of the by-products of hemoglobin degradation. Papalexis, V., Siomos, M.A., Campanale, N., Guo, X., Kocak, G., Foley, M., Tilley, L. *Mol Biochem Parasitol*, 115(1): 77-86, Jun 2001.
25. Inhibition of glutathione-dependent degradation of heme by chloroquine and amodiaquine as a possible basis for their antimalarial mode of action. Ginsburg, H., Famin, O., Zhang, J., Krugliak, M. *Biochem Pharmacol*, 56(10): 1305-1313, Nov 1998.
26. Hydrolysis of erythrocyte proteins by proteases of malaria parasites. Rosenthal P.J. *Curr Opin Hematol*, 9(2): 140-145, Mar 2002.
27. Cysteine protease inhibitors as chemotherapy for parasitic infections. McKerrow, J.H., Engel, J.C., Caffrey, C.R. *Bioorg Med Chem*, 7(4): 639-644, Apr 1999.

Overcoming Antibiotic Resistance With Oxidation

Now the issue of resistance of *Plasmodium* species to commonly used antiprotozoal antibiotics must be addressed. Quinine, chloroquine, mefloquine, and other quinoline antibiotics all work by blocking the heme detoxifying system inside the trophozoites [1, 2, 3, 4, 5]. Many Plasmodial strains against which quinolines have repeatedly been used have found a way to adjust to this treatment and to acquire resistance. Recent research has shown, however, that the mechanism of this acquired resistance amounts to a mere upregulation of glutathione production and utilization [6, 7, 8, 11, 19, 21, 22, 23]. Recent research has also shown that oxidizing or otherwise depleting glutathione inside the parasite restores sensitivity to the quinoline antibiotics [10, 12, 13, 15, 16, 18, 20]. Therefore, some protocols combining the use of oxidants with quinolines are already showing signs of success. In this regard, let

us consider that no amount of intraplasmodial glutathione (GSH) could ever resist exposure to a sufficient dose of chlorine dioxide (ClO_2). Note that each molecule of ClO_2 can disable 5 molecules of glutathione.



Living things possess a recovery system that enables them to rescue oxidized sulfur compounds. It operates through donation of hydrogen atoms to these compounds and thereby restores their original condition as thiols [9].



A key player in this system is the enzyme glucose-6-phosphate-dehydrogenase (G6PDH). Patients with a genetic defect of G6PDH, known as glucose-6-phosphate-dehydrogenase deficiency disease, are especially sensitive to oxidants and to prooxidant drugs. However, this genetic disease has a benefit, in that such individuals are naturally resistant to malaria. They can still catch malaria, but it is much less severe, since they lack the enzyme necessary to assist the parasite in reactivating glutathione [14, 17].

Furthermore, G6PDH is profoundly sensitive to inhibition by sodium chlorate (NaClO_3), another member of the chlorine oxide family of compounds. Sodium chlorate (NaClO_3) is a lesser ingredient present in Jim Humble's antimalarial solution. Some sodium chlorate should also be produced in vivo by a slow reaction of chlorine dioxide with water under slightly alkaline conditions. The Plasmodia may attempt to restore its glutathione that is lost to oxidation. However, this will be difficult or impossible if G6PDH is inhibited by chlorate.

References:

The Miracle Mineral Solution of the 21st Century

1. Inhibition of the peroxidative degradation of haem as the basis of action of chloroquine and other quinoline antimalarials. Loria, P., Miller, S., Foley, M., Tilley, L. *Biochem J*, 339(Pt 2): 363-370, Apr 1999.
2. Quinoline antimalarials: Mechanisms of action and resistance and prospects for new agents. Foley, M., Tilley, L. *Pharmacol Ther*. 79(1): 55-87, Jul 1998.
3. Quinoline antimalarials: Mechanisms of action and resistance. Foley, M., Tilley, L. *Int J Parasitol*, 27(2): 231-240, Feb 1997.
4. Inhibition by anti-malarial drugs of haemoglobin denaturation and iron release in acidified red blood cell lysates: A possible mechanism of their anti-malarial effect? Gabay, T., Krugliak, M., Shalmiev, G., Ginsburg, H. *Parasitology*, 108(Pt 4): 371-381, May 1994.
5. Chloroquine: Mechanism of drug action and resistance in *Plasmodium falciparum*. Slater, A.F. *Pharmacol Ther*, 57(2-3): 203-235, Feb-Mar 1993.
6. Regulation of intracellular glutathione levels in erythrocytes infected with chloroquine-sensitive and chloroquine-resistant *Plasmodium falciparum*. Meierjohann, S., Walter, R.D., Müller, S. *Biochem J*, 368(Pt 3): 761-768, Dec 2002.
7. The malaria parasite supplies glutathione to its host cell: Investigation of glutathione transport and metabolism in human erythrocytes infected with *Plasmodium falciparum*. Atamna, H., Ginsburg, H. *Eur J Biochem*, 250(3): 670-679, Dec 1997.
8. Is the expression of genes encoding enzymes of glutathione (GSH) metabolism involved in chloroquine resistance in *Plasmodium chabaudi* parasites? Ferreira, I.D., Nogueira, F., Borges, S.T., do Rosario, V.E., Cravo, P., do Rosyo, V.E. *Mol Biochem Parasitol*, 136(1): 43-50, Jul 2004.
9. Malaria parasite hexokinase and hexokinase-dependent glutathione reduction in the *Plasmodium falciparum* infected human erythrocyte. Roth, E.F., Jr. *J Biol Chem*, 262(32): 15678-

15682, Nov 1987.

10. A prodrug form of a *Plasmodium falciparum* glutathione reductase inhibitor conjugated with a 4-anilinoquinoline. Davioud-Charvet, E., Delarue, S., Biot, C., Schwöbel, B., Boehme, C.C., Müssigbrodt, A., Maes, L., Sergheraert, C., Grellier, P., Schirmer, R.H., Becker, K. *J Med Chem*, 44(24): 4268-4276, Nov 2001.
11. *Plasmodium falciparum* glutathione metabolism and growth are independent of glutathione system of host erythrocyte. Ayi, K., Cappadoro, M., Branca, M., Turrini, F., Arese, P. *FEBS Lett*, 424(3): 257-261, Mar 1998.
12. The treatment of *Plasmodium falciparum*-infected erythrocytes with chloroquine leads to accumulation of ferriprotoporphyrin IX bound to particular parasite proteins and to the inhibition of the parasite's 6-phosphogluconate dehydrogenase. Famin, O., Ginsburg, H. *Parasite*, 10(1): 39-50, Mar 2003.
13. Deletion of the parasite-specific insertions and mutation of the catalytic triad in glutathione reductase from chloroquine-sensitive *Plasmodium falciparum* 3D7. Gilberger, T.W., Schirmer, R.H., Walter, R.D., Müller, S. *Mol Biochem Parasitol*, 107(2): 169-179, Apr 2000.
14. Redox metabolism in glucose-6-phosphate dehydrogenase deficient erythrocytes and its relation to antimalarial chemotherapy. Ginsburg, H., Golenser, J. *Parassitologia*, 41 (1-3): 309-311, Sep 1999.
15. Potentiation of the antimalarial action of chloroquine in rodent malaria by drugs known to reduce cellular glutathione levels. Deharo, E., Barkan, D., Krugliak, M., Golenser, J., Ginsburg, H. *Biochem Pharmacol*, 66(5): 809-817, Sep 2003.
16. Glutathione is involved in the antimalarial action of chloroquine and its modulation affects drug sensitivity of human and murine species of *Plasmodium*. Ginsburg, H., Golenser, J. *Redox Rep*,

8(5): 276-279, 2003.

17. Plasmodium falciparum: Thiol status and growth in normal and glucose-6-phosphate dehydrogenase deficient human erythrocytes. Miller, J., Golenser, J., Spira, D.T., Kosower, N.S. *Exp Parasitol*, 57(3): 239-247, Jun 1984.
18. Plasmodium berghei: Dehydroepiandrosterone sulfate reverses chloroquino-resistance in experimental malaria infection: Correlation with glucose 6-phosphate dehydrogenase and glutathione synthesis pathway. Safeukui, I., Mangou, F., Malvy, D., Vincendeau, P., Mossalayi, D., Haumont, G., Vatan, R., Olliaro, P., Millet, P. *Biochem Pharmacol*, 68(10): 1903-1910, Nov 2004.
19. Glutathione-S-transferases from chloroquine-resistant and sensitive strains of Plasmodium falciparum: What are their differences? Rojpiulstitt, P., Kangsadalampai, S., Ratanavalachai, T., Denduangboripant, J., Chavalitsheewinkoon-Petmitr, P. *Southeast Asian J Trop Med Public Health*, 35(2): 292-299, Jun 2004.
20. Double-drug development against antioxidant enzymes from Plasmodium falciparum. Biot, C., Dessolin, J., Grellier, P., Davioud-Charvet, E. *Redox Rep*. 8(5): 280-283, 2003.
21. Plasmodium berghei: Analysis of the gamma-glutamylcysteine synthetase gene in drug-resistant lines. Pérez-Rosado, J., Gervais, G.W., Ferrer-Rodríguez, I., Peters, W., Serrano, A.E. *Exp Parasitol*, 101(4): 175-182, Aug 2002.
22. Glutathione-S-transferase activity in malarial parasites. Srivastava, P., Puri, S.K., Kamboj, K.K., Pandey, V.C. *Trop Med Int Health*, 4(4): 251-254, Apr 1999.
23. Role of glutathione in the detoxification of ferriprotoporphyrin IX in chloroquine resistant Plasmodium berghei. Platel, D.F., Mangou, F., Tribouley-Duret, J. *Mol Biochem Parasitol*, 98(2): 215-223, Jan 1999.

Targeting Iron

While most available literature refers to redox imbalances causing depletion of necessary thiols, other mechanisms of toxicity of the oxides of chlorine against Plasmodia should also be considered. Oxides of chlorine are generally rapidly reactive with ferrous iron (Fe^{++}). This explains why in cases of overdosed exposures to oxides of chlorine, such as sodium chlorite (NaClO_2), there is a notable rise in methemoglobin levels. Methemoglobin is a metabolically inactive form of hemoglobin in which the ferrous iron (Fe^{++}) cofactor has been oxidized to ferric (Fe^{+++}). Many enzymes in living things employ iron as a cofactor, including those in parasites [8, 9, 10]. Thus, it is reasonable to expect that any damage to Plasmodia caused by oxides of chlorine is compounded by conversion of ferrous cofactors to ferric [1, 2, 3, 4, 5, 6, 7].

References:

1. The plant-type ferredoxin-NADP⁺ reductase/ferredoxin redox system as a possible drug target against apicomplexan human parasites. Seeber, F., Aliverti, A., Zanetti, G. *Curr Pharm Des*, 11(24): 3159-3172, 2005.
2. Ferredoxin-NADP (+) reductase from *Plasmodium falciparum* undergoes NADP (+)-dependent dimerization and inactivation: Functional and crystallographic analysis. Milani, M., Balconi, E., Aliverti, A., Mastrangelo, E., Seeber, F., Bolognesi, M., Zanetti, G. *J Mol Biol*, 367(2): 501-513, Mar 2007; *Epub*, Jan 9, 2007.
3. Cloning and characterization of ferredoxin and ferredoxin-NADP⁺ reductase from human malaria parasite. Kimata-Ariga, Y., Kurisu, G., Kusunoki, M., Aoki, S., Sato, D., Kobayashi, T.,

The Miracle Mineral Solution of the 21st Century

- Kita, K., Horii, T., Hase, T. *J Biochem (Tokyo)*, 141(3): 421-428, Mar 2007; *Epub* Jan 23, 2007.
4. Reconstitution of an apicoplast-localised electron transfer pathway involved in the isoprenoid biosynthesis of *Plasmodium falciparum*. Röhrich, R.C., Englert, N., Troschke, K., Reichenberg, A., Hintz, M., Seeber, F., Balconi, E., Aliverti, A., Zanetti, G., Köhler, U., Pfeiffer, M., Beck, E., Jomaa, H., Wiesner, J. *FEBS Lett*, 579(28): 6433-6438, Nov 2005; *Epub* Nov 02, 2005.
 5. The plant-type ferredoxin-NADP⁺ reductase/ferredoxin redox system as a possible drug target against apicomplexan human parasites. Seeber, F., Aliverti, A., Zanetti, G. *Curr Pharm Des*, 11(24): 3159-3172, 2005.
 6. Biogenesis of iron-sulphur clusters in amitochondriate and apicomplexan protists. Seeber, F. *Int J Parasitol*, 32(10): 1207-1217, Sep 2002.
 7. Apicomplexan parasites possess distinct nuclear-encoded, but apicoplast-localized, plant-type ferredoxin-NADP⁺ reductase and ferredoxin. Vollmer, M., Thomsen, N., Wiek, S., Seeber, F. *J Biol Chem*, 276(8): 5483-5490, Feb 2001; *Epub* Oct 30, 2001.
 8. Design, synthesis, and antimalarial activity of a new class of iron chelators. Solomon, V.R., Haq, W., Puri, S.K., Srivastava, K., Katti, S.B. *Med Chem*, 2(2): 133-138, Mar 2006.
 9. Heme biosynthesis by the malaria parasite. Import of delta-aminolevulinate dehydrase from the host red cell. Bonday, Z.Q., Taketani, S., Gupta, P.D., Padmanaban, G. *J Biol Chem*, 272(35): 21839-21846, Aug 1997.
 10. Hemoglobin catabolism and iron utilization by malaria parasites. Rosenthal, P.J., Meshnick, S.R. *Mol Biochem Parasitol*, 83(2): 131-139, Dec 1996.

Targeting Polyamines

Other metabolites necessary for the survival and growth of tumors, bacteria, and parasites are the polyamines [2]. When these are lacking, pathogens quit growing and die [1]. Polyamines are also sensitive to oxidation and can be eliminated by strong oxidants. When oxidized, polyamines are converted to aldehydes, which are deadly to parasites and to tumors. Thus, any procedure that is successful in oxidizing polyamines, does double damage to pathogens. Chlorine dioxide (ClO_2) is known to be especially reactive against secondary amines. This includes spermine and spermidine, the two main biologically important polyamines.

References:

1. Targeting enzymes involved in spermidine metabolism of parasitic protozoa: A possible new strategy for anti-parasitic treatment. Kaiser, A., Gottwald, A., Maier, W., Seitz, H.M. *Parasitol Res*, 91(6): 508-516, Dec 2003.
2. Polyamines in the cell cycle of the malaria parasite *Plasmodium falciparum*. Bachrach, U., Abu-Elheiga, L., Assaraf, Y.G., Golenser, J., Spira, D.T. *Adv Exp Med Biol*, 250: 643-650, 1988.

Safety Issues

A remaining concern is safety. So far, at least anecdotally, the dosages of chlorine oxides, as administered orally per Jim Humble's protocol, have produced no definite toxicity. Some have taken this as often as 1 to 3 times weekly and on the surface seem to suffer no ill effects. To be certain if this is safe, more research is warranted

The Miracle Mineral Solution of the 21st Century

for long term or repeated use. The concern is that too much or too frequent administration of oxidants could excessively deplete the body's reductants and promote oxidative stress. One useful way to monitor this may be to periodically check methemoglobin levels in frequent users. Sodium chlorite, as found in municipal water supplies after disinfection by chlorine dioxide, has been studied and proven safe. Animal studies using yet higher oral doses have also proven safe. One case of extreme overdose in a suicide attempt caused nearly fatal kidney failure and refractory methemoglobinemia. Special precautions must be employed in cases of glucose-6-phosphate-dehydrogenase deficiency disease, as these patients are especially sensitive to oxidants of all kinds. Nevertheless, oral sodium chlorite (NaClO_2) solutions may yet be found safe and effective for them, but will probably need to be administered at lower doses.

More Research

It is hoped that this overview will spark a flurry of interest, and stimulate more research into the use of acidified sodium chlorite in the treatment of malaria. The above observations need to be proven more rigorously and published [8]. The biochemistry most likely involved suggests that other members of the phylum Apicomplexa should also be sensitive to this treatment. This phylum includes Plasmodium, Babesia, Toxoplasma [2], Cryptosporidium [3], Eimeria [4], Theileria, Sarcocystis, Cyclospora, Isospora and Neospora. These agents are responsible for widespread diseases in humans, pets, and cattle.

Chlorine dioxide has been proven to be cidal to almost all known infectious agents in vitro using remarkably low concentrations. This includes parasites [1, 6, 7, 9, 10], fungi [5], bacteria, and viruses. The experiences noted above imply that this compound is tolerable orally at effective concentrations. Therefore, extensive research is warranted to determine if acidified sodium

chlorite is effective in treating many other infections. We may be on the verge of discovering the most potent broad-spectrum antibiotic yet known. Special thanks go to Jim Humble for his willingness to share his discovery with the world.

References:

1. Cysticidal effect of chlorine dioxide on *Giardia intestinalis* cysts. Winiecka-Krusnell, J., Linder, E. *Acta Trop*, 70(3): 369-372, Jul 1998.
2. *Toxoplasma gondii*: The model apicomplexan. Kim, K., Weiss, L.M. *Int J Parasitol*, 34(3): 423-432, Mar 2004.
3. Effects of ozone, chlorine dioxide, chlorine, and monochloramine on *Cryptosporidium parvum* oocyst viability. Korich, D.G., Mead, J.R., Madore, M.S., Sinclair, N.A., Sterling, C.R. *Appl Environ Microbiol*, 56(5): 1423-1428, May 1990.
4. The effect of 'Alcide' on 4 strains of rodent coccidial oocysts. Owen, D.G. *Lab Anim*, 17(4): 267-269, Oct 1983.
5. Glutathione, altruistic metabolite in fungi. Pócsi, I., Prade, R.A., Penninckx, M.J. *Adv Microb Physiol*, 49: 1-76, 2004.
6. Characterization of an omega-class glutathione- S-transferase from *Schistosoma mansoni* with glutaredoxin-like dehydroascorbate reductase and thiol transferase activities. Girardini, J., Amirante, A., Zemzoumi, K., Serra, E. *Eur J Biochem*, 269(22): 5512-5521, Nov 2002.
7. Thiol-based redox metabolism of protozoan parasites. Müller, S., Liebau, E., Walter, R.D., Krauth-Siegel, R.L. *Trends Parasitol*, 19(7): 320-328, Jul 2003. Comment in *Trends Parasitol*, 20(2): 58-59, Feb 2004.
8. Estimation of the total parasite biomass in acute falciparum malaria from plasma PfHRP2. Dondorp, A.M., Desakorn, V., Pongtavornpinyo, W., Sahassananda, D., Silamut, K.,

The Miracle Mineral Solution of the 21st Century

Chotivanich, K., Newton, P.N., Pitisuttithum, P., Smithyman, A.M., White, N.J., Day, N.P. *PLoS Med*, 2(8): e204, Aug 2005; *Epub*, Aug 23, 2005. Erratum in *PLoS Med*, 2(10): 390, Oct 2005. Comment in *PLoS Med*, 3(1): e68; Author reply e69, Jan 2006.

9. The parasite-specific trypanothione metabolism of trypanosoma and leishmania. Krauth-Siegel, R.L., Meiering, S.K., Schmidt, H. *Biol Chem*, 384(4): 539-549, Apr 2003.
10. The synthesis of parasitic cysteine protease and trypanothione reductase inhibitors. Chibale, K., Musonda, C.C. *Curr Med Chem*, 10(18): 1863-1889, Sep 2003.

<http://www.miraclemineral.org>

<http://bioredox.mysite.com>

Additional references will be posted on the Internet or made available upon request.

Thomas Lee Hesselink, MD

Hesselink's reference files & folders already incorporated:

CIOx_DisinfectantEffects/*.*

CIOx_AntiParasiticEffects/Apicoplast&Lipoic.txt

Apicoplast.txtCIOx&AntiParasiticDisinfectant.txt

MalariaSolution-JimHumble-LibertarianTimes.htm

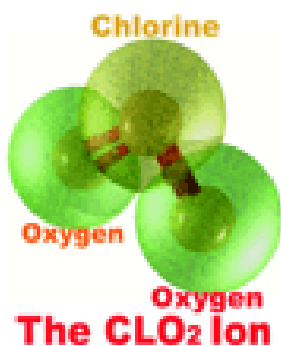
Plamsodium&AcidFoodVacuole.txt

Plamsodium&CysteineProteases.txt

Plamsodium&GSHdependence.txt

Plamsodium&Heme&GSH.txt

Plamsodium&Peroxioredoxin.txt



Chapter 24

The MMS Adventures of a Grade School Teacher in Mexico

You may be wondering just what has actually been done with MMS. Well, read this:

My name is Clara Beltrones and I'm an elementary school teacher in Hermosillo, Mexico, in the state of Sonora. I first started using MMS on May 25, 2007. My youngest daughter's tonsils had become swollen and had white spots on them. I took her to the doctor and he prescribed penicillin and anti-inflammatory drops, which I gave her when we returned home. Within 1/2 hour, her whole body started to swell with spots, similar to those on her tonsils, and she had problems breathing. I took her back to the same doctor who gave her a shot to bring the swelling down. I brought her home, and in an hour nothing had happened. So, I called Jim Humble and he said to give her 1 drop of MMS and then another drop an hour later. In the first 15 minutes after the first dose, the swelling subsided and her body returned to normal. I took her back to the doctor, as I wanted him to see what was going on with her. The doctor asked what I had given her, because her tonsils were half the size they had been earlier and the spots were gone. I decided not to say anything to the doctor. I went back home and gave her the second drop. This all happened during the morning, and by that afternoon she was back to normal, except that she had a runny nose. The next day, she was completely clear.

Even though I saw it work on my daughter, I still did not believe in MMS. However, on June 17, my Aunt Patty Velez and

The Miracle Mineral Solution of the 21st Century

her daughter Patty Souza came to see me and I decided to give it to them to try. I gave both of them 6 drops of MMS with the necessary lime drops and the 3 minute wait. When they drank it, they both mentioned that they felt tingling throughout their bodies for about 15 minutes. We waited an hour and they took a second dose of 6 drops. At that time they went home.

The next day I called to find out how they were doing. They pointed out that my cousin, Patty Souza, had not had her period for 6 months, and had not yet developed breasts. She had a large chest, but no breasts. That morning, breasts about the size of small limes had begun to develop. At that time, I suggested my cousin take another dose on Thursday, which was 4 days later. When I called on Thursday, she mentioned that her large chest had formed into full size breasts, and she now had her period for the first time in 6 months. She now says that she feels less nervous and that she is losing a lot of the weight she needed to lose. She was taking pills from a psychiatrist for depression, and no longer felt that she needed to take them. Her mother also experienced change. My aunt said that she was greatly energized and for the first time she was able to sleep through the whole night. She mentioned that she was also taking pills prescribed by a psychiatrist for depression and anxiety, pills to go to sleep, and pills to wake up in the morning. The first night after taking MMS, she was able to sleep and did not take the pills. The second day, pain in her back and legs that she had been experiencing for many years was gone. She also stopped taking the pills for depression and anxiety, because she no longer needed them. She is a nurse and understands when such pills are and are not needed. Both my aunt and cousin continue to do well.

On June 26, my daughter Alejandra, age 5, woke up very swollen. She could hardly see out of her eyes. She had severe pain on the lower right side of her stomach that was causing her to throw up. I took her to the emergency room and they admitted her and did blood and urine tests, and took X-rays. They all came back positive for acute appendicitis. The hospital staff began to prepare her for an emergency operation. I decided to see about having her operation

Chapter 24: The MMS Adventures of a Grade School Teacher in Mexico

performed at a local, private hospital, and they started doing the paperwork for the transfer. In the meantime, she was in observation. I went to the car, got my bottle of MMS and a lime that I had thought to bring in case I might need it, and prepared her a 6-drop dose. I had her drink it like she was drinking a glass of water. The doctor noticed that the swelling on her body began to subside and the pain was almost gone in about 20 minutes. So they kept her in observation and after 3 hours of paperwork and observation, there was no longer any swelling or pain. The doctor asked me if I had given her anything and I said nothing. He asked several times, but knowing doctors, I decided it was best not to say anything. The doctor decided to run another set of tests. The blood and urine tests, and the X-rays all returned negative for appendicitis. I asked for the results of the tests, but the doctor would only allow me to have the second set of tests, which I now have at home. When we came home, she had a severe pain in her stomach and ran to the restroom and vomited up a great deal of water and green stuff, and that was the end of it. I did not give her a second dose.

On July 6, I visited Liz Chan who complained of back and leg pain, and said that she was not able to sit down, because she would get cramps in her legs. She had experienced the cramping problem since she was 18, when she had her tonsils removed. At that time, she began having rheumatoid arthritis and varicose veins. So I decided to give her 6 drops with the lime juice and the 3-minute wait, and then a similar dose after 1 hour. About 15 minutes after the first dose, her lower back pain went away and she was able to sit down and stand up without any problem. The next morning, she called and said she had no pain and that she was able to sit up without any problem. She was amazed with the results. On the third day of taking the 6 drops each night, her varicose veins were still the same size, but the pain was gone. She also had a lot of energy. On August 8, she told me she had lost 10 pounds, and on August 9, she had diarrhea for the whole day, so I had her drink lemonaid with salt, to overcome any dehydration. On August 10, she went camping

The Miracle Mineral Solution of the 21st Century

and was able to walk over 4 miles without pain or tiring. During the process, she noticed that the fungus that had been on the bottom of her foot for over 5 years had disappeared. She also feels that her skin is in much better condition now and all cramping before her period is now gone.

One morning, Martha, a lady that owns a small grocery store near my house complained about a pain in her neck caused by lying in the wrong position. I had her come to my house and gave her two 6-drop doses of MMS an hour apart. The pain in her neck went away after the first dose. So, she began keeping a bottle of MMS in her store to treat people in her neighborhood and those who bring products to the store. For example, she had one person who had a toothache wash his mouth with 15 drops of MMS activated with lime (after waiting the 3 minutes and adding water). The pain went away immediately. She began treating her mother who suffers from emphysema and rheumatoid arthritis. The emphysema was so bad the doctors gave her no hope. When I saw her the first time, she was lying with oxygen and was unable to move. With the first dose of 6 drops, she vomited white stuff. An hour after the second dose she felt OK and went to sleep and did not need oxygen. The next day, she felt so good that she wanted to go outside. She was able to get up from bed without any help. She still had pain, but it was less than 50% of what it had been, according to her evaluation. On the third day it was raining, yet the pain was even less and she was able to walk around the house with the help of a walker. After 8 days, she said she liked the drops because they made her vomit a lot of mucus every other day, and that she always felt much better after vomiting. She takes the 6 drops every night now and plans to start increasing the number of drops. She only has to use the oxygen now and then at this point. Martha (her daughter) takes drops every time she feels nervous and anxious, and that calms her down right away.

My mother suffered from both acid reflux and hemorrhoids, which caused her lower intestines to become inflamed for many years. The first time she took MMS, she took a full 15 drops with the vinegar instead of lime. She said she felt nothing from the drops,

Chapter 24: The MMS Adventures of a Grade School Teacher in Mexico

but the second day she developed diarrhea and she took another 15 drops. She vomited for about 3 hours and the only thing she took was lemonade with salt to hydrate her body. She felt very weak. The third day, she didn't take any drops, but she felt good and had a lot of energy. She was afraid to eat, but she did eat a little fruit for breakfast. She did not have anything for lunch. At dinner she went ahead and had a steak with a lot of salsa. She had no problem with digestion and did not notice any burning problem. After that, she took 6 drops for about 2 months, and one day she decided that she needed to clean herself out. She went to 10 drops and then to 11 drops. At that point, she began vomiting bright orange material and felt weak. She remained in bed with diarrhea that day. The next day she took 12 drops and after an hour she threw up dark green material. This happened four times that day. Finally, the vomit was orange again and she began feeling better, so she had one meal. On the third day, she awoke feeling really great with lots of energy and has been feeling good ever since. She continues to take MMS and has lost 6 pounds so far. Her stomach is much smaller in size now.

There's one other case I would like to tell you about. My son, Carlos, who is 12 years old, has had Attention Deficit Disorder (ADD) all of his life. I have always paid to have him attend special schools. This year the tuition was 2000 USD—a cost not easily met in Mexico. ADD often comes with poor conduct and poor social abilities. This was especially true with Carlos. It was hard for me, his mother, to keep him doing his chores. He did not get along with the other children and he was what I considered a continuous problem. Then one evening a couple of months ago, I started him off as I have everyone else, with a 6-drop dose of MMS. Of course, I used the lemon juice, waited 3 minutes, and then added juice. He took a second similar dose 1 hour later, and has been taking 6-drop doses every evening. After about 2 weeks, his attitude began to change. He began being nicer to me and to the other children. There have been no fighting incidents and Carlos has become a very well behaved child. He seems quite appreciative of other people. He

The Miracle Mineral Solution of the 21st Century

hasn't started school yet, but I am anxious to see how his grades will be. I hope your results are as good as those I have had.

— Clara Beltrones

Note from the Author: As you can see here, Clara has been using a little different protocol than I have suggested in this book, in that I usually suggest starting with 2 drops of MMS or less. However, it is hard to argue with success. Clara has now treated more than 45 people using an initial 6-drop dose, waiting an hour, and giving a second dose. In discussing the cases with her, she almost always notices quite a bit of burping within 15 minutes or so. Most of the people in the desert city of Hermosillo vomit white or colored mucus within the first several hours, often after they go home from taking the two 6-drop doses. She always warns them that they will probably vomit at first, and so far they have all agreed to go ahead and take the 6-drop doses. All of the cases that Clara has treated have reported feeling really great, or better than they have felt for years. Everyone has had a positive result, and many of them have gotten positive results with their loved ones.

If you look at the end of Chapter 11, you will notice that I have added the 6 and 6 protocol. This protocol seems to work very well in many cases. Please read the protocol and use it when it seems warranted.

Good fortune and good luck.

— Jim Humble

MMS Information Web Sites That Are Frequently Updated

This List Updated - October, 2009

MMS is not sold through any of these Web Pages.

Links to updated MMS information	Descriptions
[Here] www.JimHumble.biz/	Recent writings and protocols of Jim Humble
[Here] www.MMS-education.com/	An index of basic MMS information & articles
[Here] www.mms-central.com/MMSbook1.pdf	Free download Jim's MMS1 book - Volume One
[Here] www.MMS-education.com/	Free MMS newsletter signup
[Here] www.JimHumbleFoundation.org/	Read about Jim's vision for the future
[Here] www.MiracleMineral.org/book.php/	Jim's hardback book (both vols)
[Here] www.MMSanswers.com/	Database of diseases with Jim's comments
[Here] www.MiracleMineralStories.com/	Testimonials regarding MMS1 results
[Here] www.mms-articles.com/	Free newsletter signup
[Here] www.JimHumble.biz/biz-mms2intro-eng.htm	Introduction to MMS2 and how to use it

The Miracle Mineral Solution of the 21st Century

[Here] <u>www.mmsmedicalresearch.com/</u>	College course notes regarding MMS and ClO ₂
[Here] <u>www.mmsinstructions.com/</u>	Latest MMS1 low dosage suggestions
[Here] <u>www.MMS-central.com/mms2dosage.htm</u>	Description and dosage suggestions for MMS2

Index

- acetic acid, 20, 21, 31, 108, 193,
202, 209, 231, 257
- activator, 25, 64, 69, 137, 138,
146, 154, 173, 178
- Adila, 4
- Africa, v, vi, ix, xi, 14, 18, 20,
24, 29, 36, 39, 40, 42, 47,
48, 50, 61, 63, 70, 77, 78,
79, 82, 83, 85, 86, 87, 89,
90, 93, 98, 99, 100, 114,
120, 121, 137, 165, 197,
223, 224, 225, 227, 242, 251
- AIDS, ix, 67, 68, 98, 108, 122,
128, 142, 149, 190, 191,
197, 224, 263
- AIDS treated in Kampala, 68
- Alzheimer's, 125
- American Bauxite Company, 43
- Angela, 4
- antidote for too much MMS*, 144
- apple, 22, 31, 33, 108, 110, 111,
112, 113, 141, 169, 173,
176, 201, 203, 206, 257
- apple juice, 22, 31, 108, 110,
111, 112, 113, 141, 173,
176, 201, 203, 206, 257
- Arnold begins to use MMS, 36
- Arnold first appears, 35
- Arnold's mistakes, 37
- arteriosclerosis*, 152
- arthritis, 117, 124, 137, 138,
147, 148, 246, 291, 292
- assaying for gold, 9
- asthma, 152
- bacteria, ix, 32, 35, 107, 123,
124, 132, 139, 154, 160,
161, 162, 171, 183, 192,
194, 195, 196, 201, 244,
260, 262, 264, 284, 285
- Bartica, 6
- Beatic Iadeche, 48
- Beta's real name, 4
- Big PHARMA, 117, 163
- Bill Denicolo, 2
- Bill Gates, 26, 29, 74, 226, 227
- bird flu, pandemic and other
mass hysteria*, 155
- black widow bites, 159
- blood before and after MMS,
115
- blood test, 12, 52, 95, 96, 290
- Bob Tate, 10
- bones, 82, 125, 148
- Budapest sales to world, 36
- buying the bottles and caps, 220
- cancer, xi, xii, 24, 25, 35, 116,
118, 128, 140, 149, 150,
151, 161, 164, 165, 166,
167, 175, 195, 230, 236,
239, 242, 243, 244, 246,
247, 248, 249, 250, 252,
253, 255, 259, 260
- cancer protocol and extreme
diseases*, 165
- chemotherapy, 127, 242, 243,
258, 274, 277, 280
- children, xii, 3, 18, 22, 65, 66,
67, 83, 85, 94, 114, 143,
146, 171, 174, 233, 243,
258, 293
- Chino goes to Sierra Leone, 82
- chloride, 22, 23, 104, 106, 109,
195, 200, 207, 211, 235,
257, 263
- chlorine dioxide, 23, 24, 67, 104,
106, 107, 109, 142, 149,
155, 192, 194, 195, 198,
201, 202, 235, 257, 260,

The Miracle Mineral Solution of the 21st Century

- 263, 284, 285**
 chlorine test strips, 20
 citric acid, **33, 64, 108, 112, 137, 138, 139, 140, 141, 145, 146, 150, 154, 156, 158, 159, 169, 170, 173, 175, 176, 178, 185, 187, 188, 193, 202, 203, 206, 231, 257**
 claims owner, 4
 Clara's 6 and 6 Protocol, **172**
 CIO2 touch blood cell, 33
 cranberry, **113, 169, 173, 203, 231**
curing diseases, vi, 131
 curing diseases with drugs, **162**
 death of Jim event, *ii*
 deputy minister of health, 42
 diabetes, **122, 154**
diarrhea, 143
 Dick Johnson, 28
 distributed, how much in body, 109
 dizziness, **65**
 Dr. Hesselink, **137, 138, 187, 191**
 Dr. Joseph Aryee MARS head man, 92
 Dr. Koch, **18, 246, 247, 248**
 Dr. Moses Flomo, Sr., 42
 Dr. Opondo's wife, 49
 droppers, 5
 drugs, **117, 162, 163**
 eyes, **52, 156, 176, 202, 290**
 Faith Christian Fellowship, 47
 FDA, **vi, viii, 26, 27, 29, 30, 31, 105, 108, 116, 117, 118, 119, 120, 163, 229, 234, 237, 239, 240, 241, 244, 246, 247, 250, 252, 253, 255, 260**
 FDA Suppression, 117
 fever, **3, 8, 9, 94, 95, 196**
 firing people from clinic, 70
 Flomo treats 25 people, 42
 Floyd Hammer, 75
Food acid importance, 108
 gateway to interior Guyana, 6
 Gladis Ayugu, 48
 Global Light, **38**
 gold mining, 2, 11, 83
 grape, **112, 113, 169, 173, 201, 203, 231**
 gums, **74, 145**
 Guyana, **3, 5, 6, 10, 12, 13, 14**
 Hackbarth, James gets fired, 91
 Haiti, 30
 health food stores, **30, 51, 105, 121, 138, 239**
 heart, **viii, 116, 124, 129, 153, 154, 164, 237, 239, 241, 244, 245, 252**
 heavy metal poisons, **123**
 hepatitis C, **110, 128, 142**
 hepatitis diseases, **110**
herpes, 148
 Hezron Juma, 48
 Humble Health Drink, 18
 hypochlorous acid used, 34
 hypochlorous used by immune system, 107
 infection, **68, 74, 132, 145, 156, 259, 281**
insect bites, mosquitoes and other bugs, 159
 intravenously, **vii, 185**
 ions, **19, 21, 23, 106, 107, 109, 111, 194, 195, 196, 235, 236**
 Isaac Opondo comes to see me, 49

The Miracle Mineral Solution of the 21st Century

- IV, **165, 185, 186, 187, 188, 189, 190, 191, 197**
 Javan Ommani, 48
 Jim Jones, 3
 Jim Punwasee, 5
 Joel Kane, 4
 juices, **22, 112, 141, 202, 203, 231**
 Juices to use, 113
 jungle, v, **2, 3, 4, 5, 6, 7, 8, 9, 10, 11, 12, 14, 28, 66, 121, 189, 203**
 Kakamega, Kenya, 48
 Kamanja prison tech., 91
 Kampala, 62
 Kenneth Richardson, 39
 killed by pain tablets, 69
 Kinnaman Foundation, **120**
 kitchen, x, **28, 35, 48, 105, 165**
 Las Vegas, 5
 lemon, **33, 64, 108, 112, 137, 138, 140, 141, 145, 150, 151, 158, 169, 170, 173, 174, 176, 178, 231, 291, 293**
leukemia, **149**
 lime, **33, 64, 108, 112, 139, 140, 141, 145, 169, 170, 173, 175, 176, 206, 231, 257, 290, 291, 292**
 longevity, **110**
 lose contact with moses, 22
 Lou Gehrig's disease, 14
 Lyme, **127, 128, 137, 138, 147, 185, 186, 188, 189**
 Lyme disease, **128, 147**
 magnetism, **81**
 maintenance for young person, 111
maintenance procedure, 110
 Makaula, Paul, 92
 malaria, v, **vi, ix, xi, 8, 9, 10, 11, 12, 13, 15, 18, 19, 21, 24, 28, 29, 30, 33, 35, 36, 42, 43, 45, 46, 48, 49, 50, 51, 52, 53, 54, 63, 64, 65, 66, 68, 69, 75, 76, 77, 78, 79, 83, 84, 89, 91, 93, 94, 95, 96, 97, 98, 99, 100, 114, 115, 121, 126, 127, 142, 147, 164, 194, 196, 197, 223, 224, 232, 233, 256, 258, 265, 266, 267, 268, 269, 270, 271, 272, 273, 274, 275, 276, 277, 278, 279, 280, 281, 283, 284, 285, 286**
 malaria board of gov does trial, 99
 malaria first mentioned, 8
 Malaria Solution Foundation, 114
 Malaria Solution named, 62
 Malawi, 87
 Maula prison in Lilongwe, 91
 Mazaruni Cuyuni River, 6
 Medical Air Rescue Service, 92
 mentally retarded children, **18**
 mercury, **5, 127, 132**
 Mexican, **xi, 39, 40, 122, 242**
 microscope verifications, 50, 64
 Mina, 74
 Mina, Nevada, 28
 mineral becomes a drug, 30
 minister, **4, 5, 10, 42, 89**
 minister of mines Guyana, 5
 MMS first works 100%, 20
 MMS generates 3 mg ClO₂, 31
 MMS in stomach acid, 32
 MMS vs strength stabilized oxygen, 28
 mold, **124, 171**
 molds, **35, 123, 132, 160, 192,**

The Miracle Mineral Solution of the 21st Century

201

Morgellons, 127

Moses Augustino, 14, 18, 21

Moses Nagamotoo, 4, 10

NaCl, 22, 257

NaClO₂, 22, 105, 234, 257, 260, 264, 282, 285

Nairobi, 61

nausea, 8, 12, 54, 66, 109, 110, 111, 139, 141, 142, 144, 150, 152, 162, 166, 167, 170, 171, 175, 176, 187, 188, 192, 196, 232, 257

nauseous, 49, 69, 109, 139, 142, 144, 152, 166, 167, 170, 172, 174, 191

neutralizes poisons, 35

Nexus magazine, 40

officials in Malawi drink doses, 90

Oprah, 26, 74

orange juice, 112, 113, 203, 231

organizing churches to treat people, 53

OS-82, 42, 44, 47, 62

other pathogen, 35

outside of the body, 156

overdose of sodium chlorite, 144

overweight, 146

oxidation, 19, 133, 236, 256

paralyzed, 122, 172

parasites, 33, 35, 52, 95, 96, 123, 132, 139, 140, 142, 147, 160, 183, 192, 196, 232, 257, 265, 266, 268, 269, 270, 271, 272, 274, 277, 279, 281, 282, 283, 284, 285, 286

pathogens, ix, 3, 8, 19, 23, 31, 34, 35, 67, 104, 107, 109, 113, 114, 123, 145, 146, 162, 164, 175, 183, 184,

192, 193, 194, 195, 196, 235, 259, 271, 284

pharmaceutical, 26, 29, 30, 32, 117, 118, 119, 155, 237, 238, 239, 241, 245, 246, 247, 250, 251, 252, 253

pineapple, 54, 93, 96, 112, 113, 169, 173, 201, 203, 231

president of American Bauxite, 44

prevention, 161

prime minister of Guyana, 5

prison for women in Malawi, 94

prisons in Malawi, 94

reactions first noticed, 65

return from Africa, 71

Reverend Ommuni gets treated, 51

Richard Johnson, 35

Sam Hinds, 5

Satkumar Hemraj, 4

sciatica, 122, 173

side effects, 9, 24, 31, 107, 109, 110, 111, 118, 163, 197

snake bite treatment for dog, 35

sodium chlorite FDA approves, 105

sodium chlorite generates no oxygen, 105

sodium chlorite physical description, 104

sodium chloriTe, 22

Solomon Mwesige, 62

Solomon Mwsegi taking pain tabs, 68

sore, 74, 140, 151, 244

sores on the head, 158

Spanish, 39

spider bite, 159

spleens enlarged, 63

The Miracle Mineral Solution of the 21st Century

- stabilized oxygen, v, 2, 3, 8, 9,
10, 11, 12, 13, 14, 15, 18,
19, 20, 21, 22, 23, 24, 28,
32, 33, 66, 100, 105, 107,
108, 109
- stabilized oxygen compared to
MMS, 108
- stabilized oxygen is
manufactured, 105
- steel, **51, 81, 105, 207, 212, 220**
- steel braces, **51**
- stomach acid effect on MMS, 32
- sunburns, 181**
- sunlight, **143, 201, 205**
- table salt, **23, 104, 106, 109,**
111, 193, 195, 200, 234, 235
- tasting, **22**
- teeth, **74, 75, 145**
- teeth, Jim's first use, 74
- The Life Link Medical Centre,
62
- thermometers plastic strip, 93
- thirty drop dose, first one, 51
- tiredness was total, 66
- training, **176**
- treating a disease, 109
- treating burns, 180**
- treatment procedure, 54
- triple blind tests, 29
- Tumuhairwe, John, 64
- updating for 4th edition, 38
- Vincent Orimba, 54
- vinegar, **20, 21, 24, 25, 31, 33,**
54, 64, 68, 69, 74, 78, 93,
108, 110, 111, 112, 113,
115, 139, 141, 150, 159,
169, 175, 176, 178, 180,
185, 193, 196, 201, 202,
203, 206, 209, 231, 232,
233, 234, 257, 292
- viruses, ix, 25, 32, 35, 68, 123,
124, 132, 154, 160, 161,
183, 192, 196, 201, 244,
248, 260, 285
- vitamin C, viii, 22, 31, 64, 91,
94, 96, 112, 144, 153, 169,
173, 191, 203, 245
- vomiting, 66, 232
- Walker Lake, 14
- water purification, **49, 104, 108,**
192, 202, 207, 221
- WHO, **78, 79, 127**
- WHO World Health
Organization, 77
- William F. Koch, 18
- Wyaux, John gets fired, 90
- yeast, **35, 132, 160, 171**
- Zahir Shaikh, 87

MMS-2

Once you have one miracle healer you have to suspect that there could be more, and the fact is there are indeed more. It isn't all that hard to come up with other miracle healers. If the medical people were doing what they like to lead the public to believe, they would have invented these miracles before I was born. They are chemicals that the body has been using for thousands of years. They are chemicals that industry has been using for at least 100 years to kill pathogens in water, on meat, on hospital floors and a hundred other places. If medical science was looking to actually cure people, they would have discovered these things long ago. They have been there all along.

The logic should have gone something like this: Hmm let's see now, this particular chemical is used by the immune system to kill pathogens and other organisms that the body needs to get rid of, and this same chemical is used in industry to kill pathogens and other organisms that industry needs to get rid of. I wonder if we supplied the body with a little extra would it be more able to kill the same pathogens. After all, the body is already using this chemical. Maybe it doesn't have enough when under an attack from a lethal disease. It's so obvious that, in my opinion, medical science should have come up with several miracle substances long ago.

And such is hypochlorous acid. The immune system uses this acid to kill many things including disease pathogens. One of the chemicals that the body manufactures in order to make hypochlorous acid is known as myeloperoxidase but the body is often deficient in this chemical and thus there is often not enough hypochlorous acid. This is known by medical science. There are articles written about it. So one would have thought that medical science would have just given, people who were sick, some extra hypochlorous acid. But guess what, it never happened. So I thought I'd give it a try.

I made up some capsules that create hypochlorous acid in your

The Miracle Mineral Solution of the 21st Century

stomach and started taking them. When they didn't "kill" me, I asked some friends to take them. Then I asked a few people who had prostate cancer to take them. At the time, people with prostate cancer were the only ones available who were willing to test the new capsules. So far as I know, every single person who took these capsules got better or was completely cured. Extra hypochlorous acid obviously is a help to the body in cases of some diseases, maybe all diseases.

Well, I can't really claim total credit for this idea. Bill Boynton, the chemist that helped me with the chemistry in my first book, mentioned one day that he was going to take some calcium hypochlorite. So I figured if it didn't kill him, it probably wouldn't kill me. However, I did the research on it to finally realize that we were really taking hypochlorous acid. I decided on using the gel caps, which are filled with the powder that turns to hypochlorous acid when it touches water, and I started sending them out to people in that form. It's something a doctor could never do. He has the Hippocratic Oath and the AMA and the FDA looking over his shoulder, but I am an inventor. I never took that oath. If you asked me, would I rather save a million lives or be safe and never take a chance, especially with people who would die anyway, I would rather take the chance and so would they. There are a number of people alive today who are glad they took the chance.

I have never really had a medical doctor be critical of what I am doing once they knew the details, but I have quite a few really boisterous critics on the internet saying all sorts of things about me that they know nothing about. It is really sad because there are hundreds of people who listen to them and thus hundreds lose the chance of over coming life threatening diseases just because there are those who talk without studying what they talk about. Consider the condition of medicine today. If you go to a doctor, he will most likely say to you, "We'll try this drug and if it doesn't seem to help, come back and I have several more drugs we can try". What do you call that, but experimenting to find out what works. You may say, "Well there is no liability in trying already approved drugs." OH REALLY!! What do you say to 970 thousand medical drug deaths each year in the US alone? No deaths yet from MMS. All medical drugs warn about side effects and many mention that death has been one side effect.

The Miracle Mineral Solution of the 21st Century

So there you go, calcium hypochlorite turns to hypochlorous acid when dissolved in water. However, you can't buy it in 100% pure form. It comes anywhere from 55% to 80% pure. I bought it from pool stores. Guess what? It is pool chlorine. That's it. We've been taking pool chlorine. But in our stomach it really does turn to hypochlorous acid. The other chemicals that come with it are considered non toxic. They are sodium chemicals like sodium carbonate, and bicarbonate. They come in foods and other processes that are safe to eat and safe to swim in. Pool chlorine, calcium hypochlorite, doesn't turn into chlorine like most people think. It turns to hypochlorous acid that has chlorine in it, but like MMS, it does not react in your body like chlorine. Keep in mind that there are many pool chemicals and only one of them works for our purpose. It is **calcium hypochlorite** and nothing else.

I filled "0" size gelatin capsules with pool chlorine (it was 72% calcium hypochlorite) and had the people take from 1 to 5 capsules a day starting after breakfast. Most of them never took as many as 5 capsules a day as I said to stop taking them if you feel queasy or nauseous. And then we started adding the calcium hypochlorite (hypochlorous acid) gelatin capsules to our suggestions for treating all kinds of cancer. We have had many good reports. Wish I could tell you their names but then, that's what they would use to put me in jail. Again I suggest that one take from 1 to 5 capsules a day while treating life threatening cancer or other life threatening diseases along with the other life threatening procedures given on my web site www.jimhumble.biz In other words we just add these capsules to that procedure. They have worked on most other diseases as well.

This is the data. I don't suggest that you do anything about it. It's what I have done. Please, I don't mean to brag, I just want you to know what has been happening in the Medical field and the extent to which greed for money carries people. There is no doubt many people who would have done the same as me if the same situation had been presented to them. I'm glad that I happened to be the one who was in the right place at the right time. Of course it needed an inventor type attitude to carry through. Inventors are not scientists, but they are knowledgeable enough that once they find an idea they can research that small narrow area that any invention sets

The Miracle Mineral Solution of the 21st Century

in and they sometimes learn enough to put the data to work. There are thousands of really fantastic inventions that will never see the light of day because the powers that greed controls will not allow it.

I am giving all this information here for a very good reason. When the government tries to take the MMS-1 away from us, there will always be MMS-2. It is in every pool store in the world. They will never be able to suppress that. Almost every second world and third world country has pool stores for the more influential people.

You can learn more about MMS-2 at my web site www.jimhumble.biz. Learn more about MMS at the Web Site www.mmsAnswers.com . And learn more about MMS at 16 different associated sites. Just follow the links.

This is the first two-week preliminary report from Africa.

It turns out that MMS-2 may be even better than MMS-1. I took it down to the doctor at the Herbal Clinic. He believes in me. I first had him give a number of the patients who were taking MMS-1 some of the MMS-2 capsules. Although I knew that these patients were HIV negative, they were not sure, so I thought why not be double sure. They took it for a while, but were all feeling so good that they couldn't see the point, so most of them backed-off.

But, the Herbal Clinic has sick people arriving there daily. Although we are still using MMS-1, the doctor there began to give out MMS-2 by itself. The first person had what was diagnosed as cancer by the local government hospital. The cancer was on this right side at a height of about ½ ways between his crotch and belly button. It could be felt with the fingers through the skin and inside of the stomach cavity somewhere. It was about the size of a large lemon. Amazingly, after taking MMS-2 for 7 days, the cancer and all the symptoms that went with it were gone. I don't know what the doctor did to diagnose it as cancer, but I do know that the doctor scheduled our man to begin being treated in a few days. Of course, with it gone there was no point in beginning treatments.

One boy, after one week on MMS-2, went for a CD4 count as his medical doctor at the local government hospital wanted to see how he was doing. The CD4 count was way up to normal and the government doctor said that he should stop taking the ARV drugs. That happens very seldom without MMS.

In addition to these, 5 other people came to the clinic with complaints of feeling weak, having a constant headache, a stomach ache, just feeling sick, and one was bleeding from the anus with much pain. These things had to be fairly severe as people don't walk miles to the clinic for no good reason. After only one week of taking MMS-2 only, they all say that they are feeling good and their symptoms and complaints are gone.

The Miracle Mineral Solution of the 21st Century

The protocol used was 4 zero size gelatin capsules filled with calcium hypochlorite, as mentioned above. These people took the filled capsules every 2 hours for 8 hours during the day. The first capsule is taken with 2 glasses of water, and after that 1 glass full of water with each capsule every two hours. Do this each day until you are well. Use it for the flu.

Well, this is the preliminary report. There wasn't time for other reports before this book was done. Of course, I have been giving out MMS-2 for 4 years and getting good reports, but this is right here with me now and I get to see the people. It's quite different than sending some out in a bottle and eventually getting a report back. Or I eventually phone them and they say, "Oh, I haven't noticed anything from that problem for weeks." Some of them are good to give the credit to MMS-2, but many seem to think the problem just went away. I think the reason for that is, MMS-2 seems to have no side effects or even direct effects. There is no vomiting or diarrhea or even nausea. The only thing is maybe a bit of heart burn if a person doesn't take the full amount of water recommended. One never feels anything except his problem goes away so it's not very dramatic. With MMS-1 you might do a projectile vomit the first time, or feel nauseous, or you may get a whiff of the chlorine dioxide, or many people when they see themselves getting better want to make sure with an extra dose. That can cause all sorts of interesting reactions. Of course you could overdo it with MMS-2 as well.

Jim Humble

The Miracle Mineral Solution of the 21st Century

Notes: Please use these extra pages to write notes concerning your use of MMS. They might be very valuable to you as time passes. Please keep records.

The Miracle Mineral Solution of the 21st Century

Notes:

The Miracle Mineral Solution of the 21st Century

Notes:

The Miracle Mineral Solution of the 21st Century

Notes:

The Miracle Mineral Solution of the 21st Century

Notes:

The Miracle Mineral Solution of the 21st Century

Notes:

The Miracle Mineral Solution of the 21st Century

Notes:

The Miracle Mineral Solution of the 21st Century

Notes:

The Miracle Mineral Solution of the 21st Century

Notes: